



**HAL**  
open science

## Hydrogen evolution in aqueous solutions containing dissolved H<sub>2</sub>S: Evidence of direct electroactive contribution of H<sub>2</sub>S

J. Kittel, F. Ropital, F. Grosjean, B. Tribollet, Sutter Eliane

► **To cite this version:**

J. Kittel, F. Ropital, F. Grosjean, B. Tribollet, Sutter Eliane. Hydrogen evolution in aqueous solutions containing dissolved H<sub>2</sub>S: Evidence of direct electroactive contribution of H<sub>2</sub>S. 10th Symposium on Electrochemical Methods in Corrosion Research (EMCR) 2012, Nov 2012, Maragogi-Al, Brazil. hal-02464645

**HAL Id: hal-02464645**

**<https://ifp.hal.science/hal-02464645>**

Submitted on 3 Feb 2020

**HAL** is a multi-disciplinary open access archive for the deposit and dissemination of scientific research documents, whether they are published or not. The documents may come from teaching and research institutions in France or abroad, or from public or private research centers.

L'archive ouverte pluridisciplinaire **HAL**, est destinée au dépôt et à la diffusion de documents scientifiques de niveau recherche, publiés ou non, émanant des établissements d'enseignement et de recherche français ou étrangers, des laboratoires publics ou privés.

# Hydrogen evolution in aqueous solutions containing dissolved H<sub>2</sub>S: Evidence of direct electroactive contribution of H<sub>2</sub>S.

*J. Kittel, F. Ropital, F. Grosjean*

*IFP Energies nouvelles, Rond-point de l'échangeur de Solaize BP3, 69360 Solaize,  
France*

*E.M.M. Sutter, B. Tribollet*

*Laboratoire Interfaces et Systèmes Electrochimiques, UPR 15 du CNRS, 75252  
Paris Cedex 05*

This paper compares the cathodic reactions occurring on steel in an oxygen-free aqueous solution containing dissolved H<sub>2</sub>S or dissolved CO<sub>2</sub>. It is well admitted that the rate of the cathodic reaction is enhanced in aqueous solutions containing dissolved CO<sub>2</sub>, in comparison with strong acid solutions at the same pH [1-6]. In a previous paper [7], the authors have shown that this phenomenon appears only in the mass transfer limitation region, where the transport of carbonic acid is added to the transport of proton. In the case of H<sub>2</sub>S containing solutions, this chemical mechanism is no more sufficient to explain the cathodic polarization curves. An additional electrochemical reaction is clearly observed, with strong links with H<sub>2</sub>S concentration.

## Introduction

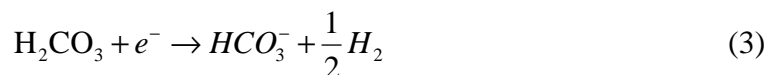
Corrosion in oil and gas environments very often involves water with dissolved CO<sub>2</sub> and H<sub>2</sub>S. Once dissolved in water, both CO<sub>2</sub> and H<sub>2</sub>S behave like weak acids. As such, they are able to provide oxidizing power and promote iron corrosion, establishing an equilibrium between oxidation and reduction reactions:



The most common reduction reaction in de-aerated acid media is proton reduction:

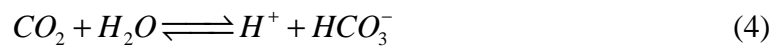


However, additional reactions might take place. This subject has been widely discussed for CO<sub>2</sub>, starting several decades ago [1,3-5,8-12]. One particular aspect with CO<sub>2</sub> corrosion is the fact that it is usually enhanced in comparison with strong acid solutions at the same pH. This trend is extremely well established, in particular in the oil and gas industry. However, this mechanism remains poorly understood. Two major theories coexist to explain this additional corrosivity in carbonic acid solutions. Until very recently, the most common assumption consisted in considering that carbonic acid could be reduced:



This cathodic reaction would thus be added to the proton reduction (2), thereby increasing the global cathodic current.

However, recent results obtained by the author's showed that the additional cathodic current could entirely be explained by mass transport and chemical kinetics [7]. The model that was described contains one unique charge transfer reaction (2), while the mass transfer limitation contains the diffusion of  $H^+$  and the diffusion of the weak acid (dissolved  $CO_2$ ) from the bulk of the solution. Quantitatively, for a pH level and  $CO_2$  partial pressure ( $P_{CO_2}$ ) typical of oil and gas fields, the transport of acidity at the steel surface is attributed in majority to  $CO_2$  rather than to  $H^+$ : e.g. at ambient temperature under 1 bar  $CO_2$  at pH 4,  $CO_2$  concentration in pure water is  $3.3 \times 10^{-2}$  mol/L, while  $H^+$  concentration is only  $10^{-4}$  mol/L. Thus,  $CO_2$  provides an additional source of protons at the steel surface by transport of  $CO_2$  from the bulk followed by the chemical dissociation reaction:



This dissociation reaction has a slow kinetics: it represents the rate determining step for the  $CO_2$  contribution, rather than  $CO_2$  transport itself.

The same kind of chemical contribution has been demonstrated recently for acetic acid [13].

To our knowledge, only few papers in the literature describe the cathodic reactions in water containing dissolved  $H_2S$ . In the 60's, Bolmer proposed a direct reduction reaction as [14]:



Polarization tests were conducted in stagnant condition in near neutral solutions containing different amount of  $H_2S$  and  $HS^-$ . Bolmer noticed Tafel slopes between 115 mV and 55 mV depending on  $HS^-$  concentration. Mass transfer limitation was also observed, but it could not be interpreted quantitatively.

In the eighties, Morris et al. used a carbon steel rotating disc electrode (RDE) to study corrosion in aqueous  $H_2S$  systems of acid pH [15]. They concluded that  $H_2S$  did not modify the cathodic process in the activation region, but they noticed also that the  $H^+$  diffusion control disappeared gradually with  $H_2S$ .

Measurements in controlled turbulent flow conditions were reported by Galvan-Martinez et al. [16], with a rotating cylinder made of carbon steel. They examined the hypothesis of a direct  $H_2S$  reduction according to Equation (5), but they noticed that the corrosion potential lied in a region where the cathodic current was under  $H^+$  mass transfer limitation.

Another mechanism of  $H_2S$  contribution was proposed by Shoesmith et al. These authors stated that the corrosion reaction of iron with  $H_2S$  occurred mainly by a solid state reaction, via the global reaction scheme [17]:



This reaction is still adopted in most of experimental work on iron corrosion in the presence of  $H_2S$ , considering that the formation of a protective mackinawite scale is the main parameter for corrosion control, rather than electrochemical kinetics [10,18].

Other studies dealt with cathodic reactions in H<sub>2</sub>S containing solutions, but they were focused on the impact of H<sub>2</sub>S on hydrogen recombination or charging in the steel, causing embrittlement [5,19-23].

The main objective of this paper is to examine the nature of the impact of H<sub>2</sub>S on the cathodic reactions in acidic solution. It will be compared with the reference case of CO<sub>2</sub>.

## Experimental

Experiments were performed using a 316L rotating disc electrode (RDE). The working electrode surface was polished with 1200 grit paper before each experiment.

The supporting electrolyte was a 0.01M K<sub>2</sub>SO<sub>4</sub> solution. Before each experiment, this solution was de-aerated by purging N<sub>2</sub> for at least 2 hours. The solution was then saturated with H<sub>2</sub>S at different concentration, by purging N<sub>2</sub> and H<sub>2</sub>S with different ratios, from 0.1% H<sub>2</sub>S to 5 % H<sub>2</sub>S, corresponding respectively to a partial pressure of H<sub>2</sub>S (P<sub>H<sub>2</sub>S</sub>) equal to 1 mbar and 50 mbar, or to 10<sup>-4</sup> mol/L to 5x10<sup>-3</sup> mol/L of dissolved H<sub>2</sub>S.

The pH of the test solution was then adjusted to target value between 4 and 6 by KOH or H<sub>2</sub>SO<sub>4</sub> addition. Test solution transfer from the preparation tank to the de-aerated electrochemical cell was realized without contacting the solution with air, to avoid any reaction of dissolved H<sub>2</sub>S with oxygen, and prevent oxygen reduction contribution.

All experiments were carried out at room temperature (23 +/- 2°C) using a conventional three-electrode cell. A standard Ag/AgCl and a large platinum grid were used as reference and counter electrodes, respectively. The equipment for electrochemical measurement was a Biologic SP200 potentiostat monitored with EC-Lab software. Potential sweeps were performed at a rate of 1 mV/s.

## Results and discussion

### *Theoretical approach*

In a very similar manner as the theoretical approach developed for CO<sub>2</sub> in [7], we can propose a simple buffer model for H<sub>2</sub>S, consisting in the following reactions and processes:

- transport of H<sup>+</sup> and H<sub>2</sub>S from the bulk to the steel surface
- H<sub>2</sub>S dissociation: 
$$H_2S \rightleftharpoons H^+ + HS^- \quad (7)$$
- reduction of proton (2)

Quantitatively, in comparison with CO<sub>2</sub>, one expects H<sub>2</sub>S to be a much more effective reservoir of proton. Indeed, the kinetics of H<sub>2</sub>S dissociation is thought to be several orders of magnitude higher than that of CO<sub>2</sub> [11]. Qualitatively, such buffer effect should increase the value of the current plateau at large cathodic overpotential, while the kinetic region under charge transfer control should not be modified in comparison with a strong acid solution at the same pH. If this model is true, the aspect of the stationary cathodic curves should not differ between CO<sub>2</sub> and H<sub>2</sub>S. Both should contain only one cathodic Tafel slope, associated with the proton reduction (2). At high cathodic overpotential, where the mass transfer is the limiting step, the current plateau should increase by a greater amplitude with H<sub>2</sub>S than with CO<sub>2</sub>, due to the higher dissociation rate constant.

On the other hand, if a second reduction reaction with H<sub>2</sub>S happened as proposed by several authors, an additional Tafel slope should be observed in the cathodic polarization curves.

These two hypothesis are compared to the experimental measurements in the next section of this paper.

## Results and discussion

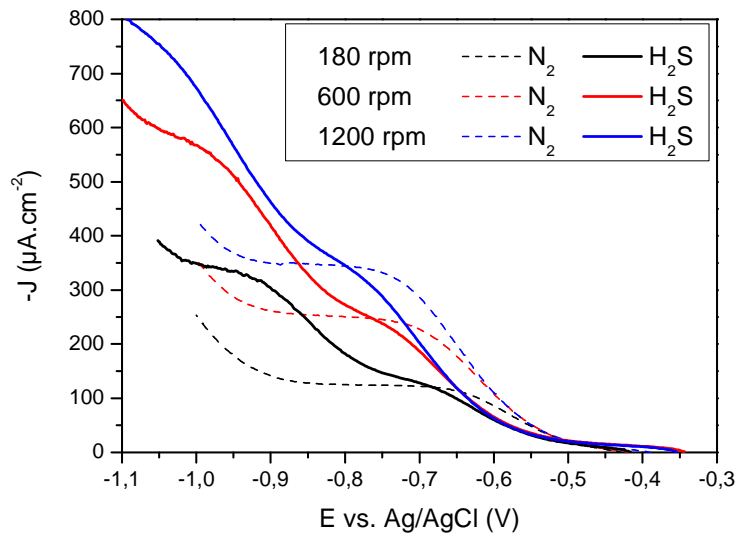
Typical cathodic experimental stationary polarization curves measured on the 316L steel RDE in solutions at pH 4 and with or without 9 mbar H<sub>2</sub>S are presented in Figure 1.

In the absence of H<sub>2</sub>S, the polarization curve is characteristic of the proton reduction, followed by water reduction at the lower cathodic potential. A well defined current plateau is observed, which can be ascribed to the mass transport of proton, since it follows strictly the Levich expression:

$$J_{\text{lim},H^+} = 0.62 \times F \times C_{H^+_{\text{bulk}}} \times D_{H^+}^{2/3} \times \nu^{-1/6} \times \Omega^{1/2} \quad (8)$$

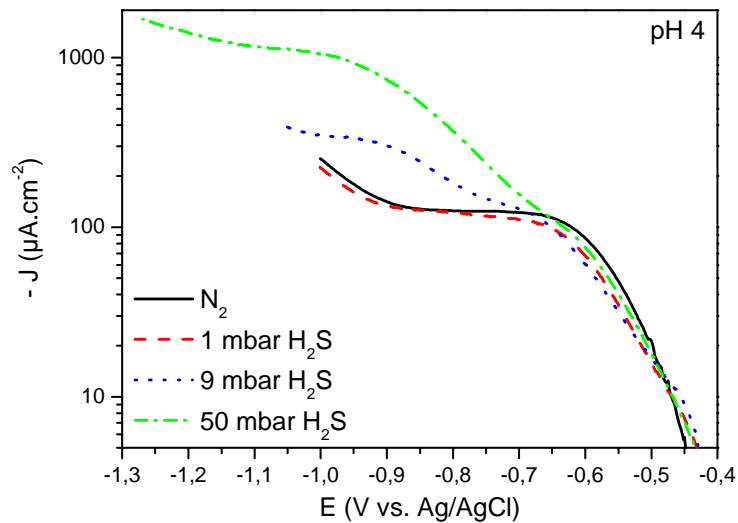
where  $J_{\text{lim},H^+}$  is the diffusion limited current for H<sup>+</sup> reduction,  $F$  is the Faraday constant (96500 C/mol),  $C_{H^+_{\text{bulk}}}$  is the bulk concentration of protons,  $D_{H^+}$  is the diffusion coefficient of H<sup>+</sup>,  $\nu$  is the kinematic viscosity of the liquid, and  $\Omega$  is the angular rotation speed of the electrode.

The addition of 9 mbar H<sub>2</sub>S modifies considerably the polarization curves. A second wave appears at more cathodic potential, which should be attributed to the electroactivity of H<sub>2</sub>S. Similar observations were made recently at more acidic pH and with carbon steel rotating cylinder devices, showing also an electrochemical activity of H<sub>2</sub>S [24].

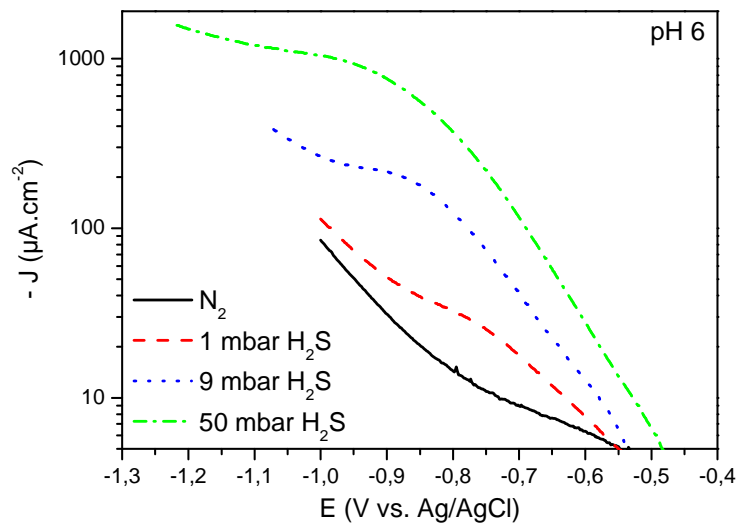


**Figure 1 : Stationary cathodic polarization curves measured with a RDE at pH 4 in N<sub>2</sub> purged solution or in H<sub>2</sub>S saturated (9 mbar) solution.**

In order to characterize in more details the electrochemical reaction associated with  $\text{H}_2\text{S}$ , additional experiments were performed in less acidic solutions, or with different  $P_{\text{H}_2\text{S}}$ . The corresponding polarization curves are presented in Figure 2 and Figure 3, respectively.



**Figure 2:** Stationary cathodic polarization curves measured with a RDE at 180 rpm in de-aerated solution containing different amount of  $\text{H}_2\text{S}$  at pH 4.



**Figure 3:** Stationary cathodic polarization curves measured with a RDE at 180 rpm in de-aerated solution containing different amount of  $\text{H}_2\text{S}$  at pH 6.

In the presence of dissolved  $\text{H}_2\text{S}$ , an additional cathodic contribution appears on the polarization curves.

At pH 4, and for  $P_{\text{H}_2\text{S}}$  between 1 mbar and 50 mbar, the additional electrochemical reaction associated with  $\text{H}_2\text{S}$  takes place in the potential domain of the mass transport limitation of the proton (Figure 2). With 1 mbar  $\text{H}_2\text{S}$ , the additional contribution is masked by the proton reduction. However, at 9 mbar and 50 mbar  $\text{H}_2\text{S}$ , the second cathodic reaction is well defined,

and its current increases with  $P_{H_2S}$ . The cathodic current associated with the proton reduction does not seem to be strongly affected by the presence of  $H_2S$ .

At pH 6 and without  $H_2S$ , the contribution of  $H^+$  reduction to the global current rapidly vanishes and most of the cathodic current is associated with water reduction.

In the presence of dissolved  $H_2S$ , the cathodic contribution of the polarization curves can thus mostly be attributed to  $H_2S$  (Figure 3). Even though the plateau is not extremely well defined, the limiting current seems to be proportional with the  $H_2S$  concentration. The impact of  $H_2S$  on the kinetic part could also be estimated from the results at 9 mbar and 50 mbar of  $H_2S$ , which present a linear region at low overpotential. From the values of the cathodic current at -0.6 V vs. Ag/AgCl, the order of the reaction with  $C_{H_2S}$  could be estimated as:

$$\frac{\partial \log(J_{0,H_2S})}{\partial \log(C_{H_2S})} \approx 0.5 \quad (9)$$

This reaction order is equivalent to that of the exchange current density of proton reduction in similar environments, as already mentioned by several authors [5,7,23]:

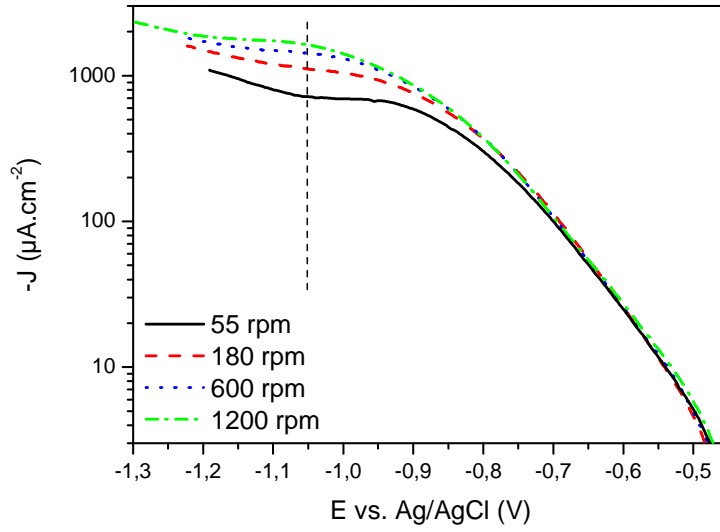
$$\frac{\partial \log(J_{0,H^+})}{\partial \log(C_{H^+})} \approx 0.5 \quad (10)$$

A more detailed analysis of the limiting current is proposed on Figure 4 and Figure 5. For the experiments at pH 6 and with 50 mbar  $H_2S$ , the values of the limiting current density measured at -1.05 V vs. Ag/AgCl were plotted versus the square root of the electrode rotation rate (Figure 5). In the same figure, the theoretical mass transport limiting current for  $H_2S$  calculated with the Levich expression (11) was also plotted for comparison.

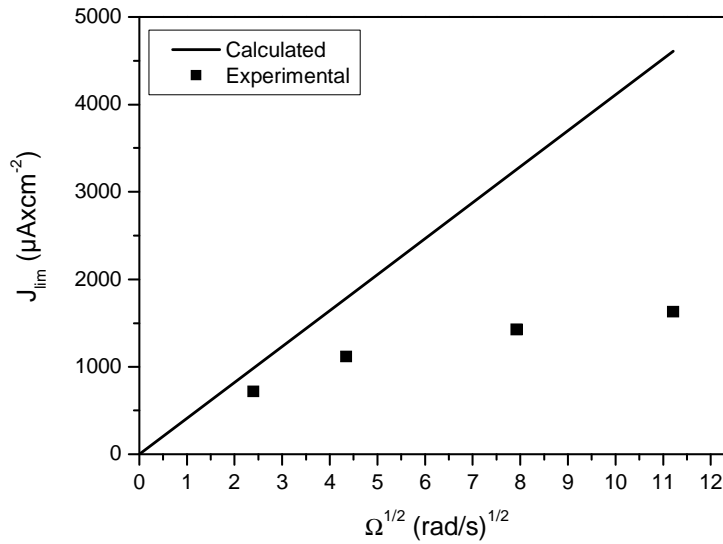
$$J_{lim,H_2S} = 0.62 \times F \times C_{H_2S_{bulk}} \times D_{H_2S}^{2/3} \times \nu^{-1/6} \times \Omega^{1/2} \quad (11)$$

with  $J_{lim,H_2S}$  the diffusion limited current for  $H_2S$  reduction,  $C_{H_2S_{bulk}}$  the  $H_2S$  concentration in the bulk of the solution ( $5 \times 10^{-3}$  mol/L for  $P_{H_2S} = 50$  mbar), and  $D_{H_2S}$  the diffusion coefficient of  $H_2S$  ( $1.6 \times 10^{-5}$  cm<sup>2</sup>/s [11]).

It appears quite clearly in Figure 5 that the experimental data stay below the theoretical line, and that the difference between the measured and the calculated values seems to increase with the rotation speed. The current limitation is then not just caused by  $H_2S$  transport, but might also contain an additional contribution, maybe of chemical nature.



**Figure 4: Experimental stationary cathodic polarization curves measured with a RDE at different rotation speed in de-aerated solution containing at pH 6 with 50 mbar H<sub>2</sub>S.**



**Figure 5: Evolution of the limiting cathodic current with the rotation speed of the electrode in de-aerated solution containing at pH 6 with 50 mbar H<sub>2</sub>S.**

After the analysis of the plateau region, we examined the apparent kinetic part of the polarization curves related to the reduction reaction involving H<sub>2</sub>S. In order to correct for the mass transfer limitation, the Tafel correction was applied in the low overpotential region to calculate the kinetic current density as:

$$J_{k,H_2S} = \frac{J \times J_{lim,H_2S}}{J_{lim,H_2S} - J} \quad (12)$$

where  $J_{k,H_2S}$  is the kinetic part of the cathodic current density and  $J$  is the global measured current density.



The results are plotted in Figure 6 for different rotation rates, for the experiments at pH 6 and with 50 mbar H<sub>2</sub>S. An excellent agreement is found between the different sets of results, and an apparent Tafel slope equal to  $152 \pm 10$  mV is derived. This high value suggests that even for the results of Figure 4, the linear part of  $\log(J)$  vs.  $E$  is not under pure activation control, but contains an additional contribution. At this stage, it is not possible to precisely define this contribution, but cathodic current due to water and residual H<sup>+</sup> reduction might have an influence, as well as some residual O<sub>2</sub> reduction in case of small O<sub>2</sub> pollution of the system. A rough estimation of the additional contribution to H<sub>2</sub>S reduction could be made from the measurements in pure H<sub>2</sub>SO<sub>4</sub> at pH 6 in Figure 3. In the linear region used for the Tafel analysis, between -0.55 and -0.75 mV vs. Ag/AgCl, the residual reduction current due to H<sup>+</sup>, H<sub>2</sub>O and other species in the solution varies from 5 to 20  $\mu\text{A}/\text{cm}^2$ . This results in an overestimation of the Tafel slope with Equation (12). Unfortunately, the reproducibility of the measurements in strong acid solution at pH 6 was not sufficient to perform a correction of the measured current in Equation (12). Nevertheless, a Tafel value of 120 mV for H<sub>2</sub>S is likely, similar to that of the proton reduction.

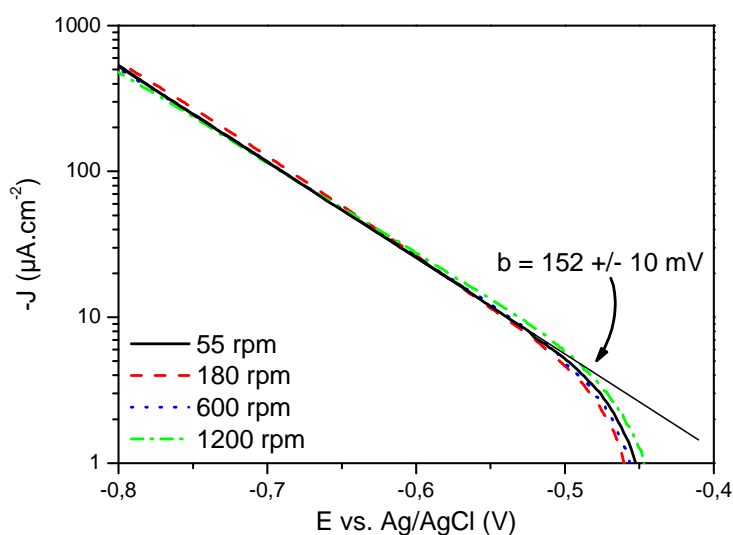


Figure 6 : Tafel plots of the kinetic part of the cathodic current ( $J_k$ ) in pH 6 solution saturated with 50 mbar H<sub>2</sub>S.

## Conclusions

The hydrogen evolution reaction in an oxygen free solution with dissolved H<sub>2</sub>S is radically different than with dissolved CO<sub>2</sub>, even though both dissolved gases are weak acids with comparable solubility and pKa. With dissolved CO<sub>2</sub>, proton reduction is the main cathodic reaction. Dissolved CO<sub>2</sub> only contributes to increase the current density in the mass transfer control potential range by a chemical buffer effect. In this potential domain, the transport of the weak acid is added to the transport of proton, and additional interfacial acidity is provided by the weak acid dissociation.

On the contrary, the results presented in this paper demonstrate that the buffer effect is not sufficient to explain the cathodic polarization curves measured in solutions with dissolved

H<sub>2</sub>S. An additional cathodic reaction was clearly observed. Although our results did not allow to characterize completely this electrochemical reaction, some apparent features could be determined. This reaction presents strong links with H<sub>2</sub>S concentration. The reaction order with C<sub>H<sub>2</sub>S</sub> seems to be close to 0.5. A cathodic current plateau was also observed at high cathodic overpotential, but the relationship with H<sub>2</sub>S diffusion was not straightforward. At low cathodic overpotential, a Tafel region was observed, with an apparent slope value of 152 ± 10 mV, suggesting also that the system was not strictly under activation control.

The detailed mechanism of H<sub>2</sub>S reduction requires more work to be completely described. Nevertheless, this work emphasizes the fact that weak acids can present extremely different contribution to electrochemical reactivity of the solution. For applications in the petroleum industry, materials testing is very often done in buffered solutions. A better knowledge of the nature of the buffer contribution, either purely chemical like CO<sub>2</sub>, or chemical and electrochemical like H<sub>2</sub>S, would be of great importance to this community.

## Acknowledgements

The authors kindly acknowledge Alexandre Bonneau for his active participation in the experimental part of this work. Elias Remita from Technip, is also thanked for fruitful discussion and for his participation at the beginning of the project.

The quality of this manuscript was greatly improved by helpful comments from S. Nestic, Y. Zheng, and J-L. Crolet.

## References

1. C.Dewaard, D.E.Milliams "Carbonic-Acid Corrosion of Steel", Corrosion vol.31 n°5, 177-181 (1975)
2. L.G.S.Gray, B.G.Anderson, M.J.Danysh, and P.R.Tremaine, "Mechanisms of carbon steel corrosion in brines containing dissolved carbon dioxide at pH 4", Corrosion/89, paper n°464 (1989)
3. B.R.Linter, G.T.Burstein "Reactions of pipeline steels in carbon dioxide solutions", Corrosion Science vol.41 n°1, 117-139 (1999)
4. S.Nestic, B.F.M.Pots, J.Postlethwaite, N.Thevenot "Superimposition of diffusion and chemical reaction controlled limiting currents - Application to CO<sub>2</sub> corrosion", Journal of Corrosion Science and Engineering vol.1, paper n°3 (1995)
5. S.Nestic, J.Postlethwaite, S.Olsen "An electrochemical model for prediction of corrosion of mild steel in aqueous carbon dioxide solutions", Corrosion vol.52 n°4, 280-294 (1996)
6. G.Schmitt, B.Rothman "Studies of the corrosion mechanism of unalloyed steels in oxygen-free carbon dioxide solutions. Part I. Kinetics of the liberation of hydrogen", Werkstoffe und Korrosion vol.28 n°12, 816-822 (1977)

7. E.Remita, B.Tribollet, E.Sutter, V.Vivier, F.Ropital, J.Kittel "Hydrogen evolution in aqueous solutions containing dissolved CO<sub>2</sub>: Quantitative contribution of the buffering effect", Corrosion Science vol.50 n°5, 1433-1440 (2008)
8. K.L.J.Lee and S.Nesic, "The effect of trace amount of H<sub>2</sub>S on CO<sub>2</sub> corrosion investigated by using EIS technique", Corrosion 2005, paper n°630 (2005)
9. S.Nesic, J.Postlethwaite, M.Vrhovac "CO<sub>2</sub> corrosion of carbon steel - from mechanistic to empirical modelling", Corrosion Reviews vol.15, 211-240 (1997)
10. S.Nesic, H.Li, J.Huang, and D.Sormaz, "An open source mechanistic model for CO<sub>2</sub> / H<sub>2</sub>S corrosion of carbon steel", Corrosion 2009, paper n°572 (2009)
11. M.Nordsveen, S.Nesic, R.Nyborg, A.Stangeland "A mechanistic model for carbon dioxide corrosion of mild steel in the presence of protective iron carbonate films - Part 1: Theory and verification", Corrosion vol.59 n°5, 443-456 (2003)
12. G.A.Zhang, Y.F.Cheng "On the fundamentals of electrochemical corrosion of X65 steel in CO<sub>2</sub>-containing formation water in the presence of acetic acid in petroleum production", Corrosion Science vol.51 n°1, 87-94 (2009)
13. T.Tran, S.Nesic, to appear in Corrosion (2012)
14. P.W.Bolmer "Polarization of iron in H<sub>2</sub>S-NaHS buffers", Corrosion vol.21 n°3, 69-75 (1965)
15. D.R.Morris, L.P.Samplaleanu, D.N.Veysey "The corrosion of steel by aqueous solutions of hydrogen sulfide", Journal of the Electrochemical Society vol.127 n°6, 1223-1235 (1980)
16. R.Galvan-Martinez, J.Mendoza-Flores, R.Duran-Romero, J.Genesca "Effect of turbulent flow on the anodic and cathodic kinetics of API X52 steel corrosion in H<sub>2</sub>S containing solutions. A rotating cylinder electrode study", Materials and Corrosion vol.58 n°7, 514-521 (2007)
17. D.W.Shoesmith, P.Taylor, M.G.Bailey, D.G.Owen "The Formation of Ferrous Monosulfide Polymorphs During the Corrosion of Iron by Aqueous Hydrogen-Sulfide at 21-Degrees-C", Journal of the Electrochemical Society vol.127 n°5, 1007-1015 (1980)
18. W.Sun and S.Nesic, "A mechanistic model of H<sub>2</sub>S corrosion of mild steel", Corrosion 2007, paper n°655 (2007)
19. C.Azevedo, P.S.A.Bezerra, F.Esteves, C.J.B.M.Joia, O.R.Mattos "Hydrogen permeation studied by electrochemical techniques", Electrochimica Acta vol.44 n°24, 4431-4442 (1999)
20. B.J.Berkowitz, H.H.Horowitz "The role of H<sub>2</sub>S in the corrosion and hydrogen embrittlement of steel", Journal of the Electrochemical Society vol.129 n°3, 468-474 (1982)

21. R.N.Iyer, I.Takeuchi, M.Zamanzadeh, H.W.Pickering "Hydrogen sulfide effect on hydrogen entry into iron - A mechanistic study", Corrosion vol.46 n°6, 460-468 (1990)
22. B.Le Boucher "Etude du dégagement cathodique de l'hydrogène sur le fer en présence d'hydrogène sulfuré", Revue de l'Institut Français du Pétrole vol.23 n°4, 1-66 (1963)
23. J.O.Bockris, D.Drazic, A.R.Despic "The electrode kinetics of the deposition and dissolution of iron", Electrochimica Acta vol.4 n°2-4, 325-361 (1961)
24. Y.Zheng, S.Nesic, to appear in Corrosion (2012)