



HAL
open science

Impact of time of exposure on HIC testing of very high strength steel in low H₂S environments

J. Kittel, François Grosjean, C. Forot, N. Desamais, Carol Taravel-Condât, C. Duret-Thual, P. Fourny

► To cite this version:

J. Kittel, François Grosjean, C. Forot, N. Desamais, Carol Taravel-Condât, et al.. Impact of time of exposure on HIC testing of very high strength steel in low H₂S environments. Eurocorr 2013, Sep 2013, Estoril, Portugal. hal-02475439

HAL Id: hal-02475439

<https://ifp.hal.science/hal-02475439>

Submitted on 12 Feb 2020

HAL is a multi-disciplinary open access archive for the deposit and dissemination of scientific research documents, whether they are published or not. The documents may come from teaching and research institutions in France or abroad, or from public or private research centers.

L'archive ouverte pluridisciplinaire **HAL**, est destinée au dépôt et à la diffusion de documents scientifiques de niveau recherche, publiés ou non, émanant des établissements d'enseignement et de recherche français ou étrangers, des laboratoires publics ou privés.

Impact of time of exposure on HIC testing of very high strength steel in low H₂S environments

J. Kittel, F. Grosjean, C. Forot, IFP Energies nouvelles, Rond-Point de l'échangeur de Solaize BP3, 69360 Solaize, France

N. Désamais, C. Taravel-Condat, Technip, rue Jean Huré, 76580 Le Trait, France

C. Duret-Thual, P. Fourny, Institut de la Corrosion, ZA du parc secteur Gampille, 42490 Fraisses, France

Abstract

The methodology for testing hydrogen induced cracking (HIC) resistance of carbon steel in mild sour service is discussed. When H₂S content is low, the use of steel grades with intermediate HIC resistance often presents many advantages, such as higher mechanical properties and economical benefits. As a counterpart, fit-for-purpose testing procedures are required in order to assess the HIC performance at the intended service conditions. With regards low H₂S environments, time of exposure is recognised as the critical testing parameter.

The environment encountered in the annular space of flexible pipelines is very often mildly severe. Due to the high confinement, pH level is higher than in bulk conditions with the same gas composition but a larger V/S ratio between the volume of electrolyte and the exposed steel surface. H₂S content in the annulus is also less than in the fluid transported in the bore of the pipeline, due to permeation through inner thermoplastic sheaths and consumption. Qualification tests of very high strength steel wires are therefore usually conducted with one month exposure at the predicted pH and P_{H₂S} in the annulus, while standard testing procedures referenced in ISO 15156 specify 96 h immersion but a higher H₂S level.

In the present study, different grades of high strength steel wires were tested in environments containing as low as 100 ppmv H₂S, with exposure times varying from 96 hours and up to 1 year. For the steels grades that have been studied, it is confirmed that the actual qualification procedure consisting in 1 month exposure is appropriate to detect HIC susceptibility.

1 Introduction

Development of deep and ultra-deep water fields often requires the use of high strength and very high strength steel wires (UTS≥1000MPa) in flexible pipes in order to sustain mechanical loads [1, 2]. On the other hand, these fields are most of the time considered as containing H₂S at design stage due to the possible souring of the reservoir. Hopefully, in flexible pipe, steel wires are not in direct contact with the conveyed fluid. They are located in the annular space (see Figure 1) which is a specific medium for corrosion, less severe than the bore. These high strength steel wires need to be qualified with regards to H₂S (Sulfide Stress Cracking and Hydrogen Induced Cracking) [2]. Nevertheless, testing procedures referenced in ISO15156 are not appropriate for these high strength wires that have a low H₂S resistance. Therefore for SSC and HIC qualification, environment closer than the one encountered in flexible pipe annulus are tested:

- H_2S and CO_2 partial pressures in the annulus are calculated thanks to a dedicated permeability model [3] that considers permeation through the polymer pressure and external sheathes. Furthermore, as presented in [4], the flow rate of H_2S arriving in the annulus of flexible pipe by permeation through the polymer pressure sheath is very low. The consequence is that when the annulus is flooded, the thermodynamic equilibrium calculated thanks to the permeability model is not reached. Indeed, due to the high confinement, H_2S arriving in the annulus is partly consumed by iron sulfide precipitation. As a consequence H_2S levels in flexible pipe annulus is even lower than presented previously.
- pH is determined from long term experiments in confined environment, where the ratio between the volume of electrolyte and the surface of steel is extremely low, typically between 0.02 and 0.06 mL/cm² [5-8].

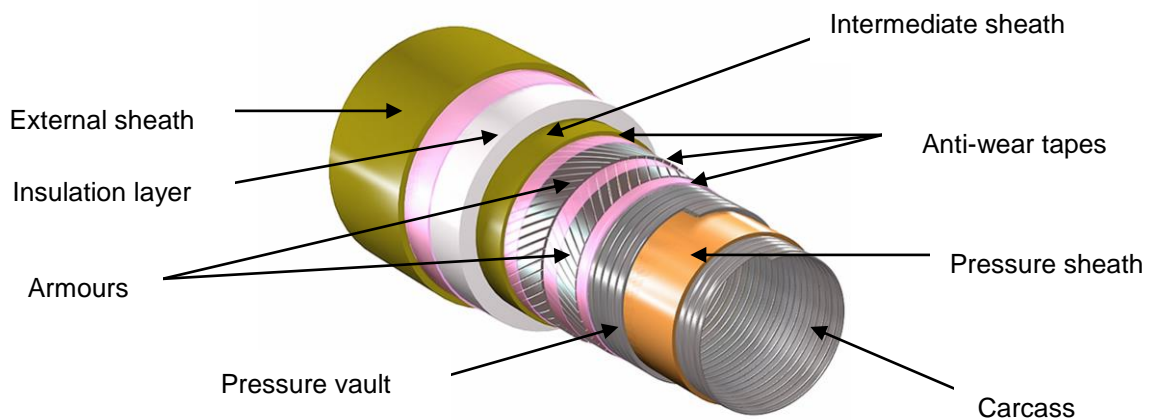


Figure 1: Example of a flexible pipeline structure

Representative environments simulating service conditions are thus characterized by relatively high pH, between 5 and 6, and P_{H_2S} often below a few mbar. Fit-for-purpose tests are therefore systematically carried-out to check H_2S suitability of steel grade to target annulus environment. And since H_2S severity is extremely mild, experimental procedures have to be adapted.

The goal of this paper is to discuss methodology for HIC testing of carbon steel wire in mild sour environments. In particular, great attention will be paid to time of exposure. It is well known that high pH and low H_2S induce slow ingress of hydrogen in the steel [9, 10], thus long incubation times before HIC starts. Recent work on linepipe steels have shown that exposure periods of a few weeks were necessary at P_{H_2S} below 10 mbar [11]. In this paper, exposure times from a few days and up to one year were performed, to evaluate the evolution of cracking with time, and to determine a reasonable and safe testing exposure period for qualification tests.

2 HIC experiments in low H₂S environments

2.1 Experimental methods

Tested materials

Wires of two carbon steel grades were tested, the first (A) used for sweet service and the second one (B) for mildly sour environments.

Most specimens were 120 mm long, 12 mm large and 5 mm thick. The tested surface condition was either as received (raw surface) or polished. In the as received condition, a thin layer of mixed oxide and phosphate is present due to processing conditions. The applied polishing procedure was in agreement with the HIC NACE standard TM0284 (P320 SiC grit paper). All the cutting edges of the specimens were also polished (P600 SiC grit paper). The specimens were degreased with acetone just before starting the test, otherwise they were oiled and stored in a dessicator.

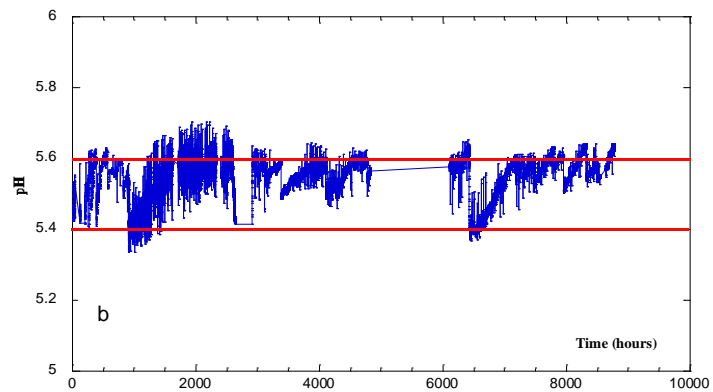
Experimental procedure

The test matrix included two pH (5.5 and 6), four H₂S levels in a CO₂-H₂S mixture (100, 300, 1000 and 3000 ppm H₂S i.e. partial pressures of 0.1, 0.3, 1 and 3 mbar). The tests were run from 4 days to 1 year. In each condition 10 specimens of each grade were introduced, half as-received and half polished.

Several glass cells were used simultaneously to conduct the tests. The solution composition was 35 g/l NaCl, with NaHCO₃ addition to attain the target value of pH. Solutions were prepared with demineralized water and analytical grade chemicals. Gas pre-mix of the required compositions were used to saturate the solution with CO₂-H₂S mixture. The V/S ratio was 20 ml/cm².

After placing the specimens in the cell, the cell and the solution were de aerated separately, before introducing the solution. The gas mixture was then bubbled at a high rate for saturation and then at a lower rate to maintain the H₂S level throughout the exposure. A measurement of the sulfide concentration in the solution was performed after saturation, with a specific electrode, in order to ensure that the H₂S saturation was met. The pH was measured either continuously with a pH electrode or checked regularly. If needed, it was adjusted by addition of acidic or basic solutions.

A view of a test cell with the specimens is given in Figure 2a. An example of pH control and measurement during a one year test is provided in Figure 2b.



**Figure 2 a-view of a test cell with the specimens;
b-pH evolution during 1 year for a pH 5.5 test**

HIC Evaluation by ultrasonic testing

Ultrasonic inspection was applied using an immersion transducer and a 2 axis scanner. The system was calibrated according to an in-house technique. The total area of each specimen was scanned to detect the presence of internal defects. To eliminate some side-effects, a distance of 10 mm at each end of the sample was not considered for this study.

2.2 Results

2.2.1 Effect of surface condition

The impact of surface preparation is illustrated on Figure 3 for the sweet steel grade (A) tested at pH 6 and 3 mbar H₂S. This impact vanishes at long immersion times. For short tests below 1 month, cracking appears faster on polished specimens than on as received specimens. However, after 1 month exposure even if there is still more samples with HIC on polished samples, by testing enough samples, it is sufficient to detect the onset of cracking in both cases. Similar results were obtained for the mild sour grade (B).




Figure 3: Evolution of HIC extent on sweet steel (A) specimens exposed at ambient temperature and pressure in a 35 g/L NaCl solution saturated with 997 mbar CO₂ + 3 mbar H₂S and at pH 6.

2.2.2 Effect of the duration of test

Figure 3 illustrates the evolution of HIC extent of sweet steel (A) exposed at pH 6 and 3 mbar H₂S, for exposure periods from 96 hours to 3 months. The results show that the usual 96 hours exposure test is clearly too short to determine the susceptibility of the steel to HIC at such low H₂S levels. In this environment, the indication obtained after one month are clear, whatever the surface condition.

The effect of even lower H₂S content is presented on Figure 4, with exposures up to 1 year. It appears that the H₂S limit for this sweet grade lies between 0.1 mbar and 0.3 mbar at pH 6.

It is particularly interesting to note that no significant evolution of HIC extent is observed between 3 months and 1 year exposure, suggesting that an equilibrium state was reached. These results also highlight some HIC resistance of this sweet steel grade at 0.1 mbar H₂S and pH 6.

This is in accordance with previous results obtained after one month exposure.

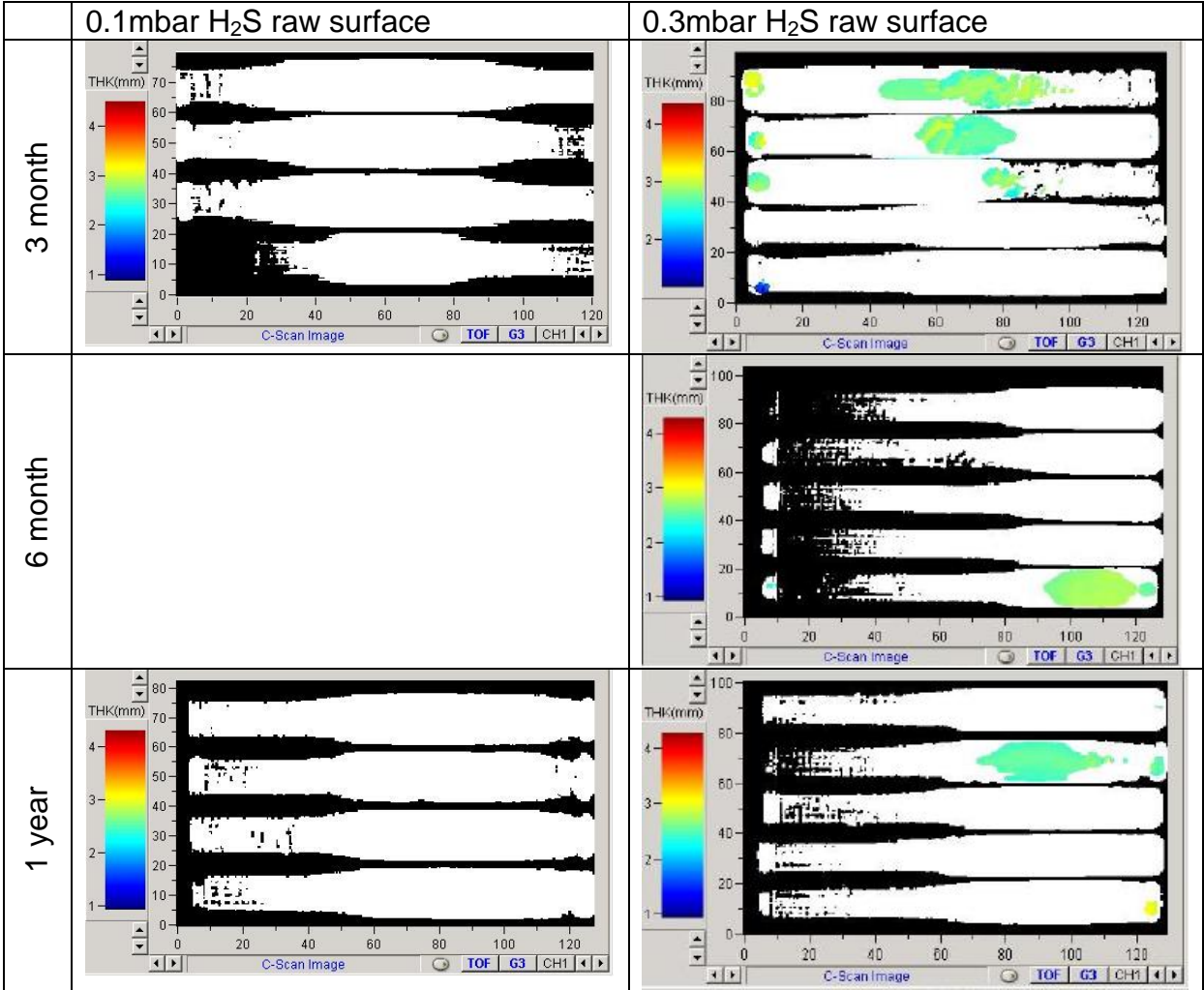


Figure 4: Evolution of HIC extent on sweet steel (A) specimens exposed at ambient temperature and pressure in a 35 g/L NaCl solution saturated with 999.7 mbar CO₂ + 0.3 mbar H₂S and with 999.9 mbar CO₂ + 0.1 mbar H₂S .

Similar tests in more severe conditions were performed with a mild sour steel grade (B), known to offer some resistance to HIC. Tests were performed at pH 5.5, where the limit of use of this steel grade is above 1 mbar of H₂S, as determined by extensive qualification tests based on 1 month exposure time. Longer tests were therefore conducted in order to check that the limits of use of this steel were not falsely influenced by too short exposure times. The results of tests at pH 5.5 and 1 mbar H₂S are presented on Figure 5, and clearly show that no HIC was detected even after 1 year immersion.

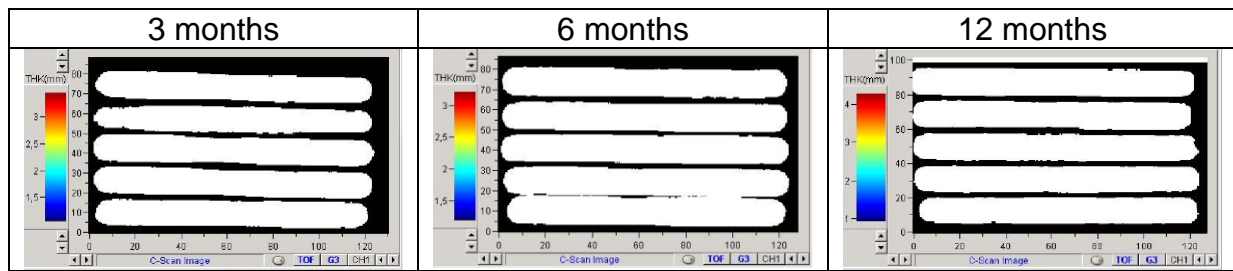


Figure 5: HIC results on a mild sour high strength carbon steel grade tested at pH 5.5 under 1 mbar H₂S for 3 months to 1 year

Similarly as Figure 4 showed that 0.1 mbar H₂S at pH 6 is included into the safe domain for the sweet grade, we can conclude that 1 mbar H₂S at pH 5.5 is into the safe domain of the mild sour grade. It is also confirmed that excessively long term exposures are not necessary, since all experiments show the same type of HIC response (positive or negative) after 1 month and after 1 year exposure.

It can thus be concluded from these tests that 1 month exposure time of steel armor wires offers good confidence for qualification.

3 Conclusions and perspectives

A large campaign of HIC tests has been launched on high strength and very high strength steels wires in very low severe conditions representative of flexible pipe annulus environment, i.e. H₂S partial pressure below a few mbar and pH above 5.

These tests have shown that there is no major impact of surface preparation of tested specimens between polished and as received surface for 1 month duration or more.

HIC tests performed at different durations between 96hours and 1 month with low H₂S level show that HIC damage increase with time and that a short time test is misleading as HIC has not yet appeared at 96 hours.

In order to demonstrate that 1 month testing is enough in such mild sour environment, longer duration have been tested up to 1 year. For the two steels in the different conditions tested, one month duration has been demonstrated to be sufficient. Indeed no major evolution of HIC damage has been seen between 1 month and 1 year.

One should notice that such results are probably material and environment dependent and therefore not applicable as such for other microstructures or environments. Further studies are ongoing to better understand other environment conditions and materials.

References

- [1] C. Taravel-Condât, N. Désamais, Qualification of very high strength carbon steel wires for use in flexible pipes containing small amount of H₂S, Eurocorr 2006, The European Federation of Corrosion (2006)
- [2] N. Désamais, A. Felix-Henry, C. Taravel-Condât, A. Drouës, Use of High Strength Steel Wires for Flexible Pipe in Low Sour Service Conditions: Impact on Deep Water Applications, International Society of Offshore and Polar Engineers conference 2007
- [3] Z. Benjelloun-Dabagui, J.-C. De Hemptinne, J. Jarrin, J.-M. Leroy, J.-C. Aubry, J.-N. Saas, C. Taravel-Condât, MOLDI™: A fluid permeability model to calculate the annulus composition in flexible pipes, Oil and Gas Science and Technology 57, (2002), p. 177.
- [4] N. Désamais, and C. Taravel-Condât, On The Beneficial Influence of a Very Low Supply of H₂S on the Hydrogen Embrittlement Resistance of Carbon Steel Wires in Flexible Pipe Annulus, Offshore Technology Conference 2009
- [5] F. Ropital, C. Taravel-Condât, J. N. Saas, C. Duret, Eurocorr 2000, The European Federation of Corrosion (2000)
- [6] A. Rubin, S. Overby, T.S. Nielsen, M.H. Haarh, J. Gudme, Corrosion rates of carbon steel in confined environments, Corrosion/2012 paper no 1495, NACE International (2012)
- [7] E. Remita, B. Tribollet, E. Sutter, F. Ropital, X. Longaygue, J. Kittel, C. Taravel-Condât, N. Désamais, A kinetic model for CO₂ corrosion in confined aqueous environments, Journal of the Electrochemical Society vol.155, 41-45 (2008)
- [8] E. Remita, F. Ropital, J. Kittel, B. Tribollet, E. Sutter, C. Taravel-Condât, N. Désamais, Experimental and theoretical investigation of the uniform corrosion in the annulus of offshore flexible pipelines, Corrosion/2008 paper n°538, NACE International (2008)
- [9] J. Kittel, F. Ropital, J. Pellier, Effect of Membrane thickness on hydrogen permeation in steels during wet hydrogen sulphide exposure, Corrosion (2008), Vol 64-10 pp 788-799
- [10] J. Kittel, V. Smanio, M. Fragonese, L. Garnier, X. Lefebvre, Hydrogen induced cracking (HIC) testing of low alloy steel in sour environment: Impact of time of exposure on the extent of damage, Corrosion Science 52 (2010), 1386-1392
- [11] J. Kittel, J.W. Martin, T. Cassagne, C. Bosch, HIC laboratory testing assessment of low alloy steel linepipe, Corrosion/2008 paper n°110, NACE International (2008)