



HAL
open science

Applying Small-Scale Liquefied Natural Gas Supply Chain by Fluvial Transport in the Isolated Systems: The Case Study of Amazonas, Brazil

Drielli Peyerl, Celso da Silveira Cachola, Victor Harano Alves, Marcella Mondragon, Sabrina Fernandes Macedo, Xavier Guichet, Edmilson Moutinho dos Santos

► To cite this version:

Drielli Peyerl, Celso da Silveira Cachola, Victor Harano Alves, Marcella Mondragon, Sabrina Fernandes Macedo, et al.. Applying Small-Scale Liquefied Natural Gas Supply Chain by Fluvial Transport in the Isolated Systems: The Case Study of Amazonas, Brazil. *Energy for Sustainable Development*, 2022, 68, pp.192-202. 10.1016/j.esd.2022.03.010 . hal-03694140

HAL Id: hal-03694140

<https://ifp.hal.science/hal-03694140>

Submitted on 13 Jun 2022

HAL is a multi-disciplinary open access archive for the deposit and dissemination of scientific research documents, whether they are published or not. The documents may come from teaching and research institutions in France or abroad, or from public or private research centers.

L'archive ouverte pluridisciplinaire **HAL**, est destinée au dépôt et à la diffusion de documents scientifiques de niveau recherche, publiés ou non, émanant des établissements d'enseignement et de recherche français ou étrangers, des laboratoires publics ou privés.

Applying small-scale liquefied natural gas supply chain by fluvial transport in the isolated systems: The case study of Amazonas, Brazil

Drielli Peyerl^a, Celso da Silveira Cachola^{a,*}, Victor Harano Alves^b, Marcella Mondragon^a, Sabrina Fernandes Macedo^a, Xavier Guichet^c, Edmilson Moutinho dos Santos^a

^a Institute of Energy and Environment, University of São Paulo, Av. Professor Luciano Gualberto 1289, São Paulo, Brazil

^b School of Economics, Business and Accounting, University of São Paulo, Av. Professor Luciano Gualberto 908, São Paulo, Brazil

^c Economics and Technology Intelligence Direction, IFP Energies nouvelles, 1-4 Av. de Bois Preau, 92500 Rueil Malmaison, France

A B S T R A C T

There are currently several studies about the necessity of increasing access to sustainable electricity for isolated communities or in remote areas using alternative energy sources. There are about 212 energy grid isolated systems in Brazil, mainly concentrated in the North of the country, especially in the state of Amazonas, largely supplied by diesel power plants. The isolated systems in Amazonas present significant logistical challenges due primarily to the dependence on fluvial transport. The small-scale liquefied natural gas by fluvial transport can be an alternative to natural gas supply to remote areas and isolated systems and the non-dependence or construction of new pipelines. Based on this context, the work aims to evaluate the small-scale liquefied natural gas economic costs by fluvial transport to replace diesel oil with natural gas in power plants in the state of Amazonas. It then also analyses whether this substitution can significantly mitigate greenhouse gas emissions of the electricity sector at the local level. As a result, the use of natural gas in just a few scenarios elaborated from the case studies can provide energy security, decrease local emissions of CO₂eq, and reduce the electricity cost to the final consumer.

Keywords:

Small-scale liquefied natural gas
Electricity sector
Economic model cost
Low-carbon economy
Fluvial transport
Isolated systems

Introduction

Rapid and deep decarbonization of the energy sector requires achieving the Paris Agreement's targets to limit global warming below 2 °C and pursuing efforts to limit it to 1.5 °C, compared to pre-industrial levels (UNFCCC, 2015). One of the main challenges and objectives for reducing Greenhouse Gas (GHG) emissions, mainly carbon dioxide (CO₂), is concentrated in the power sector's decarbonization (IRENA, 2017; Jenkins et al., 2018; Williams et al., 2012). From 1990 until 2016, electricity and heat production were the largest contributors to overall GHG emissions (Ritchie & Roser, 2020). In this context, low-carbon technologies represent an essential alternative to contribute to the sector's

decarbonization (Amponsah et al., 2014; Hirth & Steckel, 2016). However, the high costs of the low-carbon technologies (Mileva et al., 2016; Wendling, 2019), the lack of a governance mechanism (Knopf et al., 2015), the intermittency of renewable energy and limitations/fluctuations in the power grid to achieve the full potential (Fattouh et al., 2019; Kim, 2019; Papadis & Tsatsaronis, 2020), availability of natural resources (Capellán-Pérez et al., 2016; Papadis & Tsatsaronis, 2020), and guarantee of energy security (Cohen et al., 2011) make the gas-fired power plants one of the alternatives for electricity supply (Wendling, 2019). Besides, the gas-fired power plants provide low-carbon emissions compared to other fossil fuels and cheap electricity, mainly if gas is abundant (Wendling, 2019).

Natural gas, coal, and nuclear energy continue to dominate electricity generation globally (Papadis & Tsatsaronis, 2020). However, natural gas's abundance and low prices can replace other fossil fuels and renewables (Gillingham & Huang, 2019) or establish a pathway to greater reliance on renewable fuel sources (Greiner et al., 2018; Jacoby et al., 2021). Besides, the shale gas revolution (Kerr, 2010), technological advancements for Liquefied Natural Gas (LNG) storage and transportation (Kim & Kil, 2016; Kumar et al., 2011), and the reducing CO₂ combining natural gas with other technologies or low-carbon fuel (e.g. carbon

Abbreviations: ANEEL, National Electricity Agency; ANP, National Agency of Petroleum, Natural Gas and Biofuels; CAPEX, Capital Expenditure; CCC, Fossil Fuels Consuming Account; CDE, Energy Development Account; CO₂, Carbon Dioxide; CO₂eq, Equivalent Carbon Dioxide Emissions; GHG, Greenhouse Gas; IS, National Isolated Systems; LNG, Liquefied Natural Gas; OPEX, Operational Expenditure; PV, Photovoltaic; SDG(s), Sustainable Development Goal(s); SIN, National Interconnected System; SSLNG, Small-scale Liquefied of Natural Gas.

* Corresponding author.

E-mail address: celsocachola@usp.br (C. da Silveira Cachola).

capture and storage and blue hydrogen) (Babae & Loughlin, 2020; Bui et al., 2018; Díaz-Herrera et al., 2020; Quarton & Samsatli, 2020) have contributed to the use of natural gas in the electricity sector. Natural gas can also play a role as an energy security component (Cohen et al., 2011) due to resource availability (Wigley, 2011) and as a bridge to a low-carbon economy (Hafeznia et al., 2017; Levi, 2013; Wendling, 2019). Although the meaning of decarbonization is related to eliminating fossil fuel use, the reality of remote regions/isolated systems and the availability of natural resources make the use of natural gas a possible alternative to reduce GHG emissions compared to oil and its derivatives or coal (Linton et al., 2021; Relva et al., 2021; Unruh, 2000).

Natural gas also plays an ambiguous role as a transition fuel in the electricity sector (Campos et al., 2017; García Kerdan et al., 2019; Vahl & Filho, 2015). In Brazil, hydroelectricity represented almost 65% of the electricity generation, while fossil fuels reached an average of 15% (9.7% from natural gas), and wind and solar 10%, in 2019 (EIA, 2021a, b). In 2020, the Brazilian electricity sector had 2,439 thermal power plants operating (2,198 powered by diesel oil, 166 powered by natural gas, 75 powered by fuel oil, and 13 by mineral coal) (ANEEL, 2020c). Also, Brazil has two electric systems: (i) the National Interconnected System (SIN), in which gas-fired power plants have played a strategic role (Corrêa Da Silva et al., 2016; Frota & Rocha, 2010; ONS, 2021b) and tend to be even more relevant in specific demands, such as peak loads in SIN (EPE, 2020a) and, (ii) the National Isolated Systems (IS) which consists of about 212 isolated locations, mostly concentrated in the North of the country, particularly in the Amazon region (ONS, 2021c). Although electricity consumption in the IS represents less than 1% of the total national demand, since the supply comes primarily from diesel power plants (ONS, 2021c), the GHG emissions are seven times more intense than SIN (EPE, 2020a). Some studies pointed out that replacing diesel oil with natural gas can be considered an economically viable and low-emission option for power generation (Frota et al., 2010a,b; Frota & Rocha, 2010; Isper Jr & Picanço, 2020; Kuwahara et al., 2000). Besides, the discoveries and explorations of oil and natural gas in pre-salt layers (e.g. Santos, Campos, Espírito Santo, and Pará-Maranhão Basins), onshore fields (e.g. Urucu Petroleum Province, in the state of Amazonas), and the importation of LNG have significantly expanded the national natural gas supply (EPE, 2020a). Therefore, according to the national energy planning, natural gas will be one of the main fuels for expanding electricity generation in the coming years in the country (EPE, 2020a,b).

Natural gas has already been identified as a sustainable development and energy option for the state of Amazonas (Frota et al., 2010a; Frota & Rocha, 2010; Isper Jr & Picanço, 2020; Silva et al., 2015). In the short term, the replacing of petroleum-derived liquid fuels in thermal power plants includes both economic and environmental benefits (Frota & Rocha, 2010; Silva et al., 2015). Besides, the use of natural gas for electricity generation in Amazonas has a positive effect by reducing the power cost and the emissions (CO₂ and oxides of nitrogen) in a short period and at the local level (Silva et al., 2015). However, most of the case studies concentrate the research on converting the thermal power plants operation with natural gas instead of diesel in the state's capital city, Manaus, and neighboring cities due to the connection to the Urucu-Manaus pipeline (Frota et al., 2010b; Martinez-Bolaños et al., 2021; Silva et al., 2015). Also, the state of Amazonas is seeking alternative solutions to reduce CO₂ emissions, such as solar energy combined with natural resources available in the region as biomass and water resources (Matos et al., 2011). In addition, actions to control deforestation and preserve the biome of the Amazon have a central and global role in reducing GHG emissions (Marcovitch & Pinsky, 2020).

Based on the panorama above mentioned, the Small-Scale LNG (SSLNG) can be considered an alternative to natural gas supply to geographically scattered populations with a cost-effectiveness challenge (Bittante et al., 2018; Budiayanto et al., 2020) and the non-dependence or construction of new pipelines (e.g. in the Amazon rainforest). Unlike other Brazilian states, Amazonas depends on fluvial transport, which

affects the logistic system of fuel transportation (Frota & Rocha, 2010). Also, the state concentrates 72% of the country's diesel power plants (ANEEL, 2020a). Recognizing this, the work evaluates whether the economic cost of replacing diesel with natural gas in the electricity generation in IS using SSLNG by fluvial transport is viable, leveraging on the existing regional availability of natural gas and aiming to keep the electricity security, while, in parallel, the use of renewable energy is developed. In addition, this paper examines whether the replacement of diesel oil with natural gas can significantly contribute to mitigating CO₂eq emissions of the electricity sector at the local level. This work has a pioneering approach considering SSLNG by fluvial transport to replace diesel in thermal power plants, having the case study of the state of Amazonas. This study answers a gap related to the possibility of using the SSLNG for isolated areas' energy supply which depends on fluvial transport or can use this system. Besides, the study of SSLNG is a novel area of research that needs to be more explored, including together with fluvial transport.

State of the art at the global scale

There are currently several studies about the necessity of increasing access to electricity sustainably in remote areas in various countries by different energy sources, mainly hybrid systems using renewable sources (El-houari et al., 2020; Juanpera et al., 2021; Khamis et al., 2020; Majdi Nasab et al., 2021; Sokolnikova et al., 2020). Besides, ensuring access to affordable, reliable, sustainable, and modern energy for all by 2030 corresponds to one of the 17 Sustainable Development Goals (SDGs), SDG 7, of the 2030 Agenda for Sustainable Development, adopted by all the United Nations Member States in 2015 (United Nations, 2021). Despite government efforts in the last decades to reduce the number of people without access to energy, the COVID-19 pandemic has aggravated this situation in some places, such as sub-Saharan Africa (EIA, 2021a,b). However, energy efficiency and policies investments continue to improve gains in the electricity sector (EIA, 2021a,b; Ponte et al., 2021).

In sum, most of the studies have validated that hybrid systems can benefit remote areas and communities. The economic feasibility (Combe et al., 2020; El-houari et al., 2020; Hernández-Fontes et al., 2020; Majdi Nasab et al., 2021; Murty & Kumar, 2020; Sokolnikova et al., 2020), the creation of local jobs (Brandão et al., 2021; Mahbaz et al., 2020) and reduction of GHG emissions (particularly CO₂) (Akinyele et al., 2020; Brandão et al., 2021; Combe et al., 2020; El-houari et al., 2020; García-Vera et al., 2020; Mahbaz et al., 2020; Minaei et al., 2021; Murty & Kumar, 2020; Niyonteze et al., 2020; Oliveira et al., 2021) are the main positive points discussed. Seasonality (Khamis et al., 2020; Murty & Kumar, 2020), high cost, and investment (Husein et al., 2020; Shrestha et al., 2021) are negative points following regional features. However, part of some isolated communities uses diesel oil as one of the main fuels for electricity generation, as in Brazil (Frota & Rocha, 2010). The

Table 1
Key points address replacing diesel with natural gas.

Key points	References
Energy security	(Murty & Kumar, 2020)
Environmental preservation	(Frota et al., 2010a)
Reduction of the costs of generated electricity	(Frota et al., 2010a; Frota & Rocha, 2010; Kuwahara et al., 2000; Silva et al., 2015)
Reduce CO ₂ emissions	(Combe et al., 2020; Frota et al., 2010a; Frota & Rocha, 2010; McFarlan, 2020; Silva et al., 2015)
Regional development and benefit to the local population	(Frota et al., 2010a; Frota & Rocha, 2010)
High investment cost	(Shrestha et al., 2021)
Low reliability and low load factor	(Shrestha et al., 2021)
High reliability and high factor	(Combe et al., 2020)

Table 2
The potential of LNG in a remote area or IS.

Country	Source
Brazil	The supply of LNG to the state of Pará to generate energy for non-interconnected electrical grids (Kuwahara et al., 2000)
Canada	LNG to replace diesel in Canadian remote Northern communities (McFarlan, 2020)
Greek	LNG is one of the potential fuels to the electricity generation in an isolated Greek island, Lesvos (Strantzali et al., 2017) The possibility of LNG supply for sustainable electricity production in insular small-scale electricity systems (Strantzali et al., 2018)
Indonesia	The use of SSLNG to mobile power plants in the Sulawesi region Indonesia (Budiyanto et al., 2020)

replacement of this fuel with renewables sources or natural gas has been pointed out as one of the leading environmental and economic solutions. In the case of natural gas, several articles in the last decades have demonstrated the feasibility of replacing diesel oil and the advantages and disadvantages of this change (see Table 1). The results have shown more benefits and the introduction of new techniques, for example, the LNG, which can support the use of natural gas in these remote areas and IS (see Table 2).

Materials and methods

The methodology used in this paper is organized in three steps: (i) choice of the case studies focus on fluvial transport, IS, and thermal power plants moved by diesel; (ii) application of an economic model cost (i.e. costs involved in the logistics of transporting LNG by fluvial transport in small-scale) developed by Fraga (2018) and Fraga et al. (2019); and (iii) low-carbon economy analysis of diesel and natural gas (IPCC, 2006; SENAI, 2017) (see Fig. 1).

The isolated system in the state of Amazonas

The largest state of Brazil, Amazonas, is situated in the country's North region and represents 18.5% of the territory (IBGE, 2019a). The state is also part of the Amazon Basin, the world's largest river basin, and an extensive river network (Coe et al., 2016). The high potential for navigability through rivers (e.g. Negro, Amazonas, Solimões, and Madeira) becomes the state of Amazonas dependent almost exclusively on the fluvial transport of cargo and passengers

(Domínguez, 2004). In 2020, Amazonas had about 63 ISs (61 by diesel, one by natural gas, and one by fuel oil), serving a total population of 1,657,298 inhabitants (ANEEL, 2020c; EPE, 2019a; ONS, 2021b). Diesel power plants have become the primary option for decentralized thermal power plants generation due to logistical barriers and natural obstacles (Wilke, 2015). We selected two diesel power plants for the case studies (see Fig. 2). The first case study is Borba Thermal Power Plant due to the greater distance from the Port of Coari and the Azulão field. The Coari terminal plays a significant role in the flow of oil and natural gas produced in the Urucu region, operated by Petrobras (Brazilian oil company) and; the Azulão field located 210 km east of the capital Manaus, operated by Eneva S.A. (power generation company), both in the state of Amazonas. The second case study is Itacotiara Thermal Power Plant as it is the largest states's diesel oil consumer. It is noteworthy that there is no liquefaction plant in the Port of Coari, while in the Azulão field, there is an LNG plant in construction. Currently, the diesel oil production to supply fuel to power plants derives from the Port of Coari.

The study has considered two efficiency values for both thermal power plants: 42% and 63%. These values refer to the minimum efficiency for thermal power plants with a steam cycle and the maximum for plants with a combined cycle (Tolmasquim, 2016). Both cycles may replace the current generation model with diesel oil, which has an efficiency of 44% (EPE, 2019a). The thermal power plants infrastructure costs are not considered in this work. The research's scope focuses on calculating the SSLNG logistical costs by fluvial transport and reducing emissions by replacing diesel oil with natural gas. Both case studies (Borba and Itacotiara Thermal Power Plants) are integrated into the IS and use diesel oil as fuel. Thus, we opted to calculate the economic costs from the Port of Coari and the Azulão field using SSLNG by fluvial transport until Borba and Itacotiara thermal power plants. The Borba and Itacotiara thermal power plants have 6,990 kW and 29,700 kW of nominal installed capacity power (ANEEL, 2020b). The municipality of Borba is located on the right bank of the Madeira River (around 150 km south of Manaus (the capital of the state)) (Eletrobras Distribuição Amazonas, 2016). In 2020, its population was 41,748 inhabitants (IBGE, 2020a). Borba's economy depends on the primary sector, largely on fishing, agriculture, and extractive activities (Eletrobras Distribuição Amazonas, 2016). A single diesel power plant serves the municipality. The municipality of Itacotiara is located on the Amazon River banks, in the state's central-eastern portion. Agriculture, livestock, and fishing predominate the economic

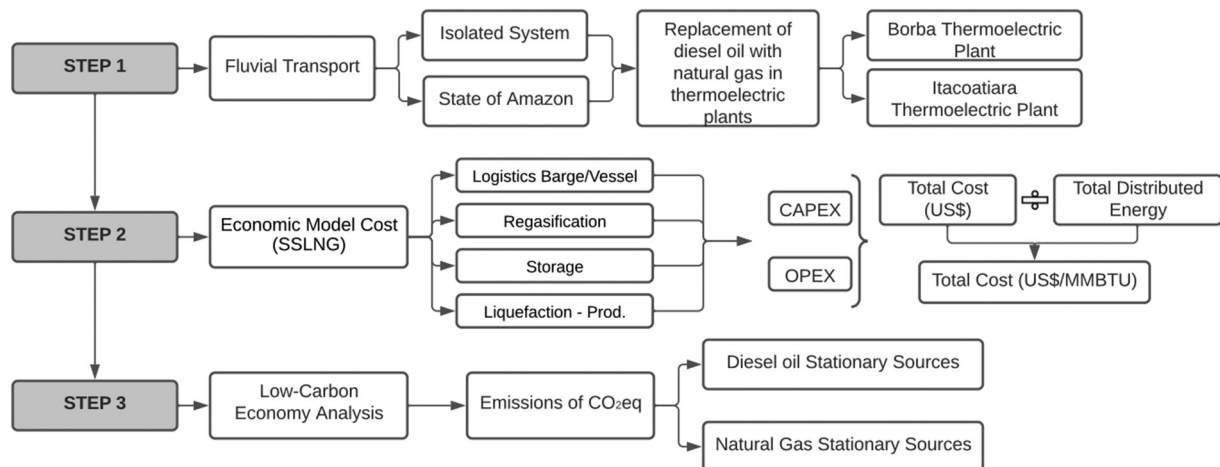


Fig. 1. Methodological procedures.

Source: Elaborated by the authors based on Fraga (2018), Fraga et al. (2019), IGU (2015), IPCC (2006), and SENAI (2017).

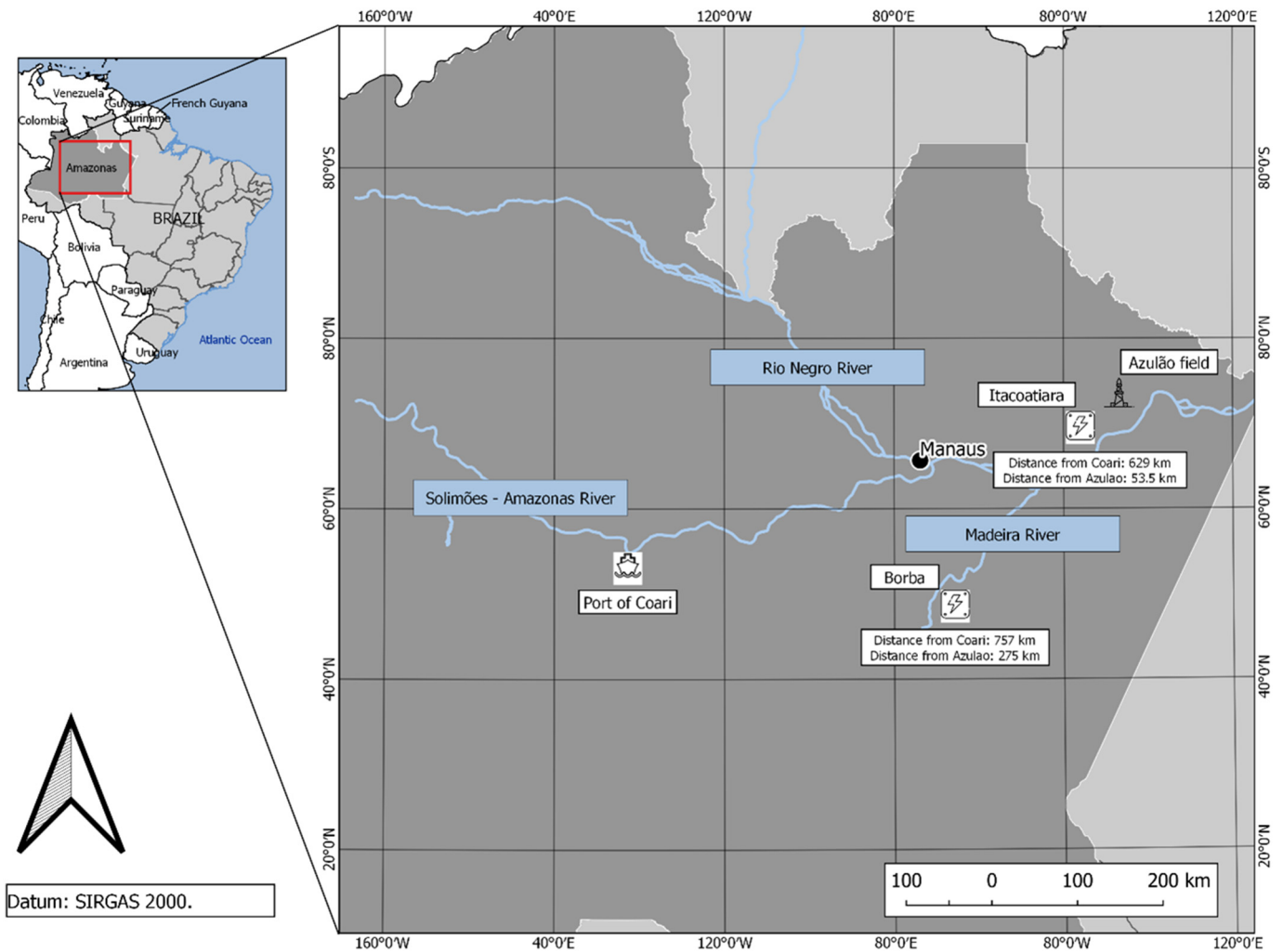


Fig. 2. Geographic location of Borba and Itacoatiara thermal power plants.
Source: Elaborated by the authors based on ANEEL (2020b), ANP (2020), and IBGE (2019b).

activities of the city. In 2020, its population was 102,701 inhabitants, the third most populous city in the state (IBGE, 2020b). Itacoatiara has a port responsible for a considerable amount of cargo transportation in Amazonas (IBGE, 2020b).

Economic model cost

This section introduces the economic model designed to solve the cost of the SSLNG value chain to supply the thermal power plants used in the case studies.

Demand for natural gas and input data

The SSLNG value chain is characterized by four steps from the natural gas source until the delivery point by fluvial transport: i) liquefaction, ii) logistics, iii) storage, and iv) regasification (Fraga, 2018; Fraga et al., 2019; IGU, 2015). The first step of the financial analysis consisted of calculating the demand for natural gas from the selected thermal power plants (see Table 3).

Following the Brazilian electricity sector regulation, a 15-years contract has estimated for the thermal power plant's concession, using the consumption, power, and percentage equal to 100% (total replacement of diesel oil with natural gas). The input data to compose the operating costs of the fluvial transport are shown in Table 4. The calculations considered the logistics from two sources of natural gas based on the distance from Coari Port (LNG flow

point) to the Borba thermal power plants (757 km) and Itacoatiara (629 km) and from the Azulão field to the Borba (275 km) and Itacoatiara (53.5 km) thermal power plants.

Capital Expenditure (CAPEX) and Operational Expenditure (OPEX) costs

The CAPEX and the OPEX values were calculated for each step from the input data (Araújo et al., 2014; IGU, 2015), for all the stages of the SSLNG chain, LNG transport cost in dollars per energy unit (USD/MMBtu), and a split between CAPEX and OPEX costs by the LNG amount to be transported (MMBtu) (Fraga, 2018; Fraga et al., 2020). The following values were considered for calculation: the number of required liquefaction plants [O], i.e., one. It emphasizes that there is no liquefaction plant built in the scenario of outflow of natural gas from the Port of Coari. 600,000 tons per year of the capacity of the liquefaction plant [P], 981.62 USD/ton for the value of the liquefaction plant (Fraga,

Table 3
Consumption of natural gas per month.

Thermal power plants	Daily consumption of natural gas (m ³)	Monthly consumption of natural gas (m ³)	
		42% of efficiency	63% of efficiency
Borba	7196	513,973	342,648
Itacoatiara	39,100	2,792,818	1,861,878

Source: Elaborated by the authors based on Main Engines (n.d.) and ONS (2020).

Table 4
Input data to compose operating costs.

Value chain stage	Type	Description	Value input	Unit
Logistics barge/vessel	Volumetric	Vessel capacity	4000	m ³ of LNG
		Fillable volume	98,50%	% of capacity
		Fuel consumption	8,4	t/d
		Boil off	0,10%	% per day
		Vessel disponibility	7884	hours/year
	Time	Max hours of working	7008	hour
		Balancing and adjusting time and connections	1	hour
		Loading/offloading time	7	hours/operation
		Preparation for departure	25	
		Anchoring and arrival	25	
	Distance	Preparation for returning	3	
		Liquefaction plant to regas	627 or 757	km
	Flow	Vessel flow rate	1000	m ³ /h
		Vessel depreciation after 10 years	50%	% CAPEX
	Speed	Vessel speed	13,5	knt
Periodic maintenance		15	days	
OPEX	Cost	0,06	USD/mmbtu ^a	
	Regas plant	0,5	MTPA	
Regasification	Regas plant	104,81	USD ^a /t	
	Storage per tank	757	m ³ LNG	
Storage	Storage days capacity	3	#daysstorage	
	Storage tank	2016,5	USD/m ^{3a}	
Liquefaction - Prod.	Energy	Consumption	471	kWh/TPA
		liquefaction plant Energy cost	92,9	USD/kWh ^a
	Capacity	Liquefaction plant capacity	0,6	MTPA
		Liquefaction CAPEX	981,62	USD ^a /t

Source: Elaborated by the authors based on the economic model developed by Fraga (2018) and Fraga et al. (2019).

^a The average of the last semester (November 2020 until April 2021) was used to convert the exchange rate (Real to USD Dollar = 5.425).

2018; Fraga et al., 2019) and, 1–15 years of the contract were considered [R]. Thus, the project's CAPEX expense will be USD 108,567,000 (sum of both thermal power plants), discounted only in year 0. Table 5 shows the OPEX cost for thermal power plants used in the case studies.

Low-carbon economy analysis

The consumption of natural gas and CO₂eq emissions was calculated based on the annual energy generation of the selected thermal power plants. Furthermore, stationary diesel oil fuel sources emit 74.35 tCO₂eq per TJ, while stationary natural gas sources emit 56.15 tCO₂eq per TJ [86]. For calculating CO₂eq emissions from stationary sources, Eq. (1) is used. The results are presented in Table 6.

Table 5
OPEX estimated costs for Borba and Itacoatiara thermal power plants.

Description	Unit	Year 0		Year 1–15	
		Itacoatiara	Borba	Itacoatiara	Borba
OPEX personnel/plant	USD/liquefaction plant	2,431,894	2,431,894	2,431,894	2,431,894
Consumables - refrigerants (ethane)	USD/tonne	659,427	659,427	659,427	659,427
Consumables - refrigerants (propane)	USD/tonne	700,151	700,151	700,151	700,151
Consumables - chemicals (gas sweetening)	USD/year	1,023,955.31	1,023,955.31	1,023,955.31	1,023,955.31
Storage	USD/m ³	449	449	449	449
Regasification	USD/year	786,251	786,251	786,251	786,251
Logistics	USD/year	1,368,182	1,368,182	1,368,182	1,368,182
Energy consumption	kWh/TPY			3,909,403	719,46
Energy costs	USD/kWh			576,122.59	106,025.75

Source: Elaborated by the authors based on the economic model developed by Fraga (2018) and Fraga et al. (2019).

$$CO_2 \text{ eq emissions}_{(t/TJ)} = CO_2 \text{ emissions}_{(t/TJ)} \times cf \text{ CO}_2 + CH_4 \text{ emissions}_{(t/TJ)} \times cf \text{ CH}_4 + N_2O \text{ emissions}_{(t/TJ)} \times cf \text{ N}_2O \quad (1)$$

To calculate the values of emissions from transport of LNG, it considered the round trip and diesel oil and natural gas consumption for both thermal power plants. The calculation also reflects the distance from the origin (Azulão field or Port of Coari), the volume of transportation, the density of fuels transported, and the vessel's mission factor (20gCO₂/tku) (EPL & IEMA, 2021; MME/EPE, 2021). For a holistic overview of emissions, it is interesting to understand GHG emissions throughout the chain. According to (Turconi et al., 2013), the generation of electric energy from natural gas emits, in the whole chain, about 105 to 278 CO₂eq t/TJ, while the oil power generation emits about 147 to 250 tCO₂eq per TJ. The study method used by Turconi et al. (2013) was based on the review of 167 case studies involving life cycle analysis. It is concluded that there is an equality of GHG emissions between the energy generation from the two sources. Thus, when analyzed holistically, emissions from the use of diesel oil and natural gas would be practically the same. However, this work only has analyzed direct emissions from energy generation and emissions caused by transportation of the fuels. Thus, it is concluded that the local CO₂eq emission can be lower using natural gas.

Results and discussion

Fig. 3 shows the financial analysis for the Borba and Itacoatiara thermal power plants through four scenarios for each case study. For this analysis, interest rates were considered for each scenario of natural gas output, inflation, the construction, or not, of a liquefaction plant, and population growth. A discount value range between 5% and 20% was considered to illustrate different risks and opportunity cost scenarios. The results show the costs (USD/MMBtu) of the four stages of the chain: liquefaction, logistics, storage, and regasification. The natural gas sold by the Azulão field (scenarios without the construction of a liquefaction plant) is significantly more advantageous than the scenarios with constructing a liquefaction plant, even being close to natural gas exploration fields.

The variable costs of gas-fired power plants depend on the existing infrastructure and the project design (Lawson & Pereira, 2017). Diesel power plants have a low implementation cost, a very high variable cost, high GHG emission, fast activation, and ease of transport and fuel storage (Lawson & Pereira, 2017). In comparison, the gas-fired power plants have higher implementation costs, lower variable costs, medium-level GHG emissions compared to other fossil fuels sources (Lawson & Pereira, 2017). Another decisive factor in implementing the substitution is comparing natural gas and diesel oil costs. The molecule's value was considered in the diesel oil operation costs since the entire infrastructure is already built. The conversion of diesel oil to the same unit as natural gas, considering the average value for February 2021, obtains a value of 22,416 USD/MMBtu (ANP, 2021; CEGAS, 2021). Thus, using

Table 6
Conversion to CO₂eq.

Fuel type	Type emission values (t/TJ)			Conversion factors (cf)			Total CO ₂ eq (t/TJ)
	CO ₂	CH ₄	N ₂ O	CO ₂	CH ₄	N ₂ O	
Diesel oil	74.100	0.003	0.0006	1	21	310	74.349
Natural gas	56.100	0.001	0.0001	1	21	310	56.152

Source: Elaborated by the authors based on IPCC (2006) and SENAI (2017).

natural gas as a fuel in the Itacoatiara and Borba (with just 5%) thermal power plants proved possible, with less cost than the Azulão field. However, when comparing the values of diesel oil and natural gas, which is sold through the port of Coari, there is a loss of profit, with diesel oil being more economically advantageous (see Fig. 3). In addition, Fig. 4 shows the cost composition through the economic model applied. Its y-axis is on a log scale, as liquefaction costs significantly outweigh the other cost compositions. In scenarios where there is no need to build a liquefaction plant, the higher cost is due to regasification (regas).

In conclusion, the use of LNG becomes an economic advantage when a liquefaction plant is available for use. Besides, this replacement is a great option due to the increased demand and expansion of the thermal power plants' capacity. In 2019, the Borba thermal power plant used 25,997 MWh of capacity (consume + supply + losses) and demanded

4717 kW. For the year 2028, Borba and Itacoatiara thermal power plants are expected to increase their capacity to 34,018 MWh (consume + supply + losses) and 234,533 MWh (consume + supply + losses) and demand of 5794 kW and 49,723 kW (EPE, 2019a). The feasibility of projects through the construction of two terminals for receiving and stocking LNG in Itacoatiara has been discussed by Amazonas Energy company (EPE, 2019b). The municipality of Itacoatiara is in a strategic geographical position and has an extensive port infrastructure. Besides, there are investments from the government and the private sector to implement a logistical system for this fuel through fluvial transport, as suggested here in this study (EPE, 2019b). With the adoption of LNG (Sovacool & Dworkin, 2015), some logistical investments are being analyzed beyond the state of Amazonas. For example, the LNG storage in a Floating Storage Unit of 180,000 m³ of capacity, then transferred it to barges for redistribution to the potential market for natural gas along waterways in the states of Pará, Amazonas, Roraima, and Rondônia (EPE, 2019b).

Fig. 5 shows the CO₂eq emissions for the scenarios analyzed in this paper. As a result, the lowest emission was found in the Azulão field origin scenarios and 63% efficiency in the thermal power plants, i.e., it consumes a smaller volume of natural gas and has a shorter distance between the liquefaction plant and the thermal power plants. In the Borba thermal power plant, the emissions of CO₂eq can be reduced by up to 36% with the replacement of diesel oil by natural gas and, in the Itacoatiara thermal power plant by up to 38%. Due to electricity

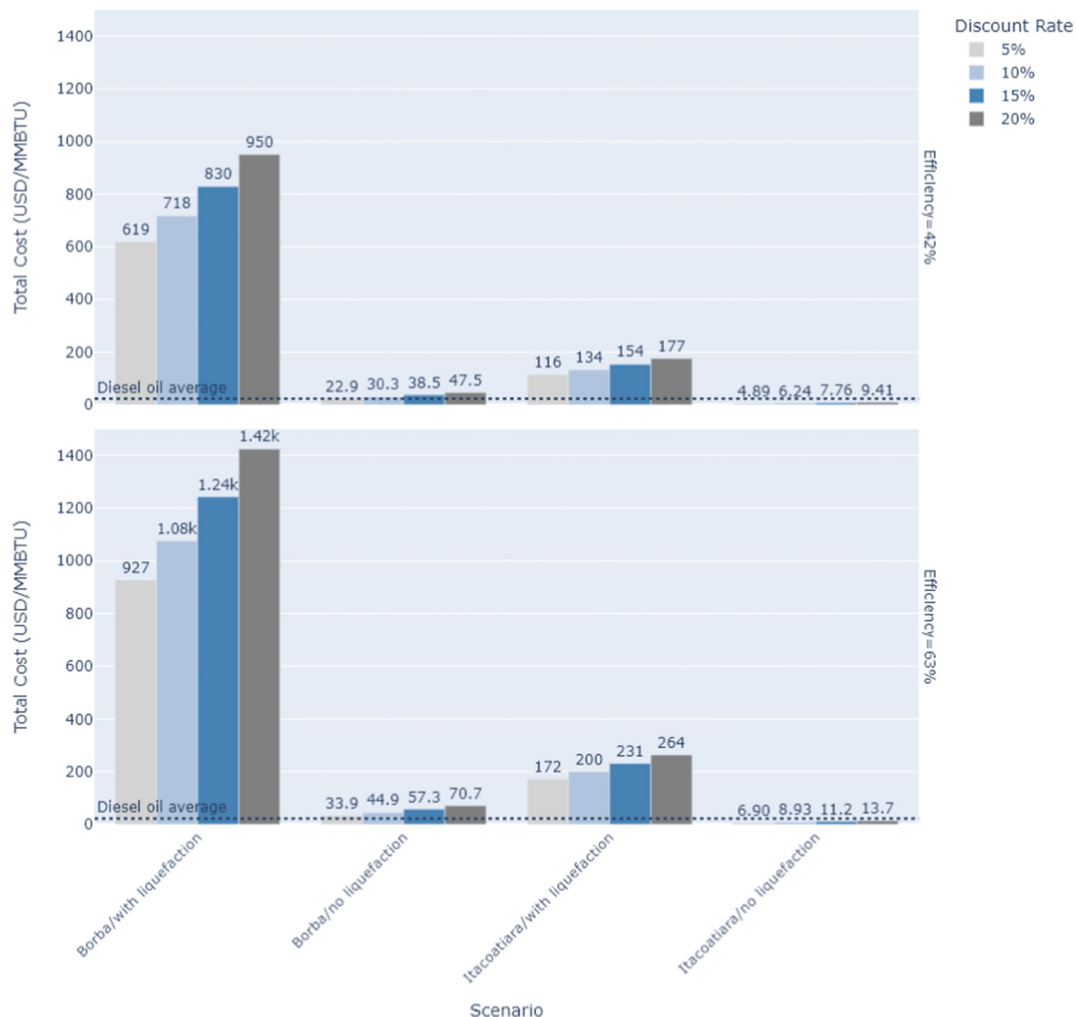


Fig. 3. Comparison between the values of diesel oil and natural gas.
Source: Elaborated by the authors based on Fraga (2018), Fraga et al. (2019), and IGU (2015).

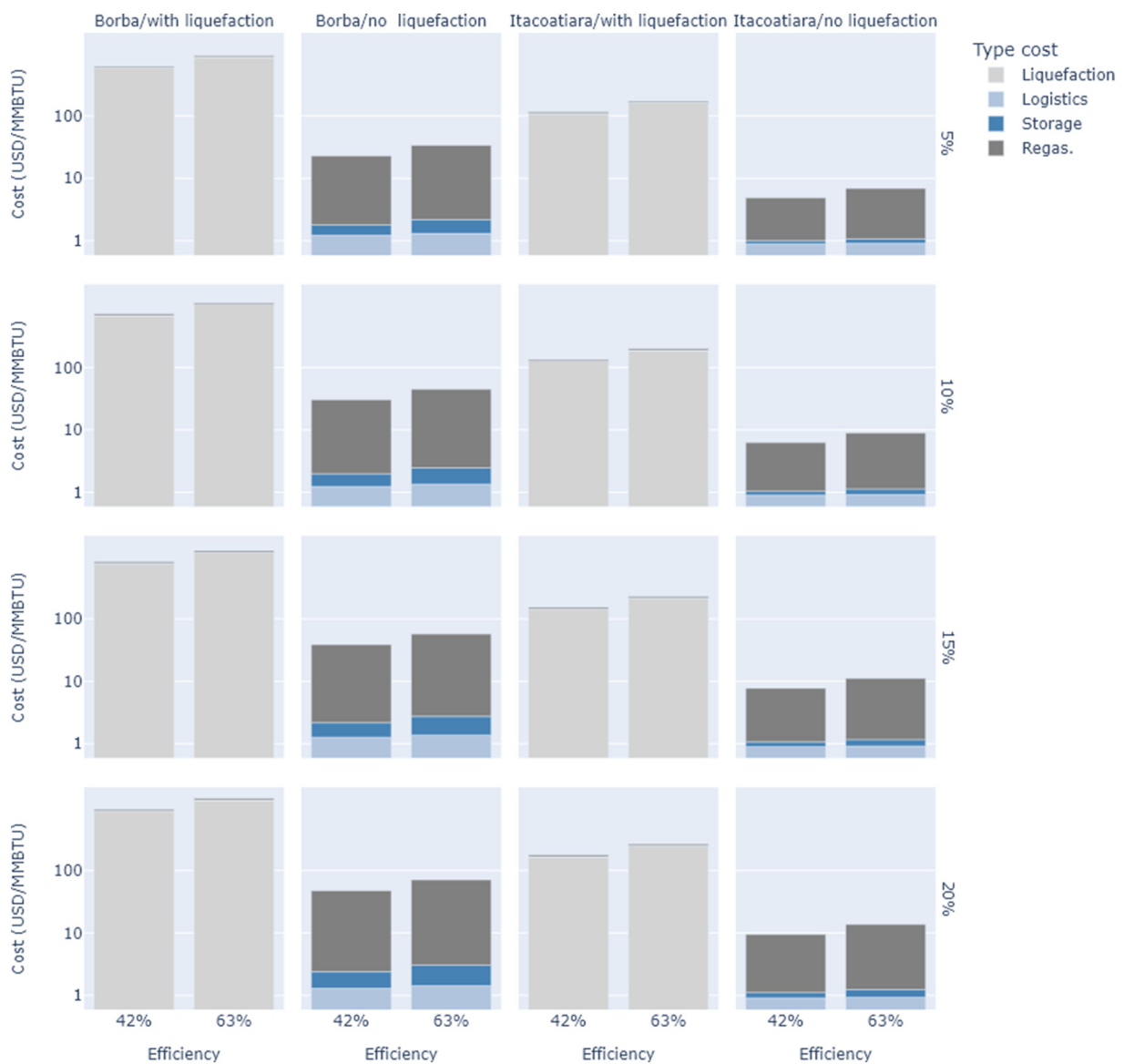


Fig. 4. Composition of costs.
Source: Elaborated by the authors based on Fraga (2018), Fraga et al. (2019), and IGU (2015).

generation and losses, the volume of emissions at the plants was significantly higher than emissions in the transport. Transport emissions were lower in the use of natural gas scenarios.

Fig. 6 shows an economic and environmental analysis of the scenarios proposed in this research. The y-axis shows the total costs of the scenarios, with each point plotting the previously projected discount value, and the x-axis shows the CO₂eq emission values for each scenario. All scenarios with 42% efficiency proved to be more environmentally advantageous, with lower emissions than diesel oil. Economically, the scenarios that showed feasibility were those that do not require the construction of a liquefaction plant. All scenarios with 63% efficiency proved to be significantly environmentally viable; however, the scenarios without building a liquefaction plant were not cost-effective. When comparing the efficiencies of both case studies, the scenarios with 42% efficiency had higher emissions; however, being more financially viable, i.e., the scenarios need a larger volume of natural gas, thus reducing their costs.

The electrification of isolated communities using conventional supply presents significant barriers such as high costs of the transmission lines, transportation of diesel oil, and the community residents' low

income (Goldemberg et al., 2004). Thus, there is a social role in ensuring affordable energy prices for people living in these areas (Ponte et al., 2021). Electricity tariffs represent the energy price that the distribution companies will charge consumers for the energy consumed (Lima et al., 2017). Distribution and transmission costs constitute 25% of the energy tariff, while energy generation and subsidies represent 37% and 11%, respectively (ANEEL, 2019). Currently, energy tariffs are divided into two main items: manageable and not manageable costs (Lima et al., 2017). The first one includes operational costs and capital returns from the distribution company investments. These costs go to the consumers' tariffs under an efficiency reference indicator to motivate the constant improvement of the services offered by the distribution companies. The second item represents costs such as the generation purchase and sectorial charges (subsidies and political policies). These costs go automatically to the consumers' tariffs since the distribution companies are not responsible for its application (Ramos et al., 2012). The Energy Development Account (CDE) is the main source of subsidizing in the energy tariff, and it englobes many items to benefit different agents. The two main dispendes in the CDE are the discounts for renewable generation and the Fossil Fuels Consuming Account (CCC) (Ministério da Economia,

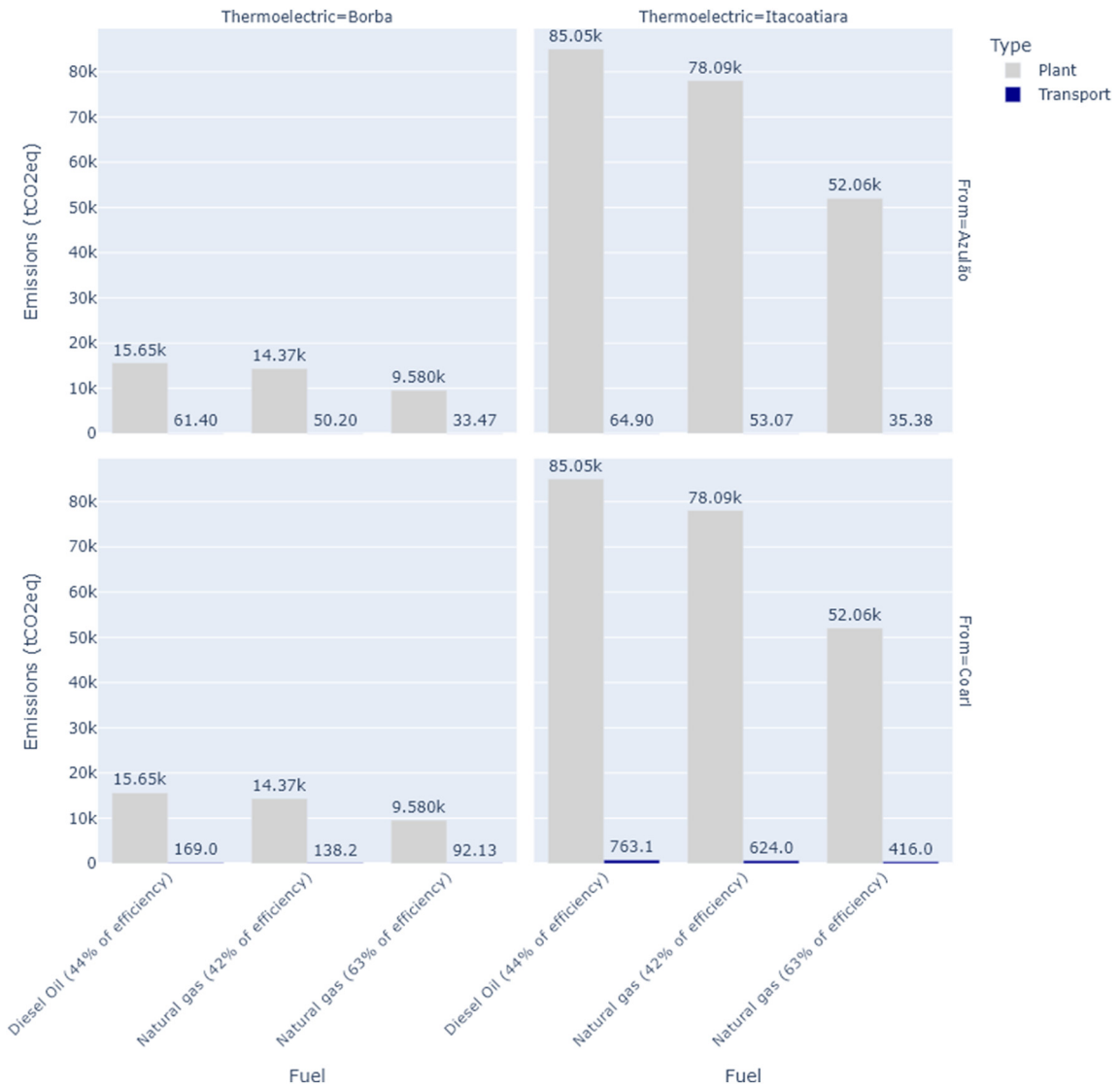


Fig. 5. Emissions (tCO₂eq) by power plants, fuel and energy efficiency.
Source: Elaborated by the authors based on IPCC (2006) and SENAI (2017).

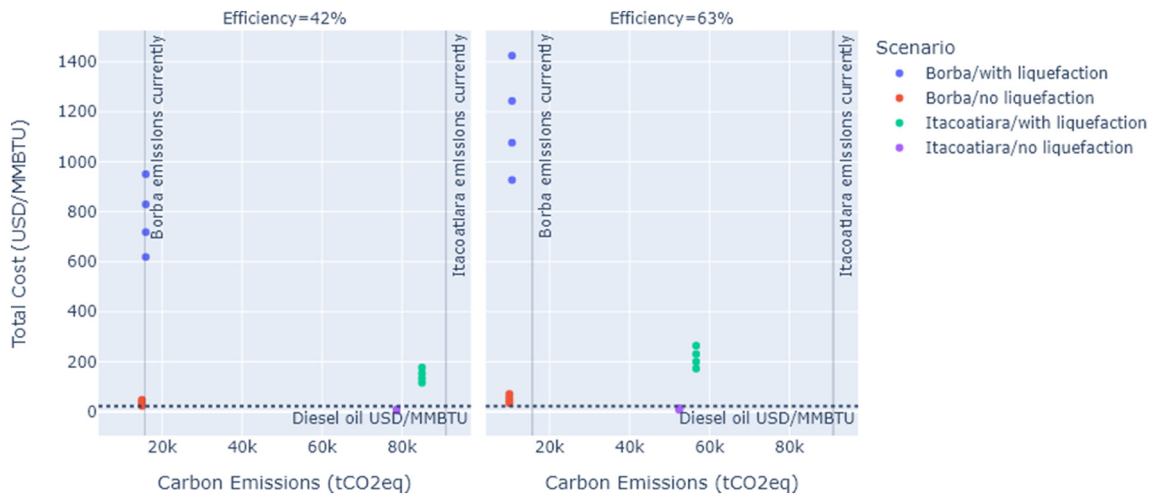


Fig. 6. Environmental and economic analysis.
Source: Elaborated by the authors based on IPCC (2006), Natural Resources Canada (2014), and SENAI (2017).

2020). The CCC is a specific fund for the IS to pay for diesel oil generation's expenses since its costs are superior to the SIN's hydro-power matrix (Frota et al., 2010a). The electricity tariff of all consumers in the country contains a fee used for supplying the CCC fund. Thus, consumers in the IS pay only the average cost of generating the national regulated market (ACRmed). The CCC subsidizes the difference between the total cost of IS generation and the ACRmed (Ponte et al., 2021). In 2020, USD 1,34 billion were spent to power the IS (Câmara de Comercialização de Energia Elétrica, 2021) and sustained by the electricity bill of all consumers. In 2021, the ACRmed is expected to reach USD 47,00/MWh, while the energy price in isolated systems is up to USD 368,66/MWh due to diesel oil generation (ONS, 2021a). As a result, considering the scenarios, without building a liquefaction plant, the generation cost would vary from 22.90–47.50 (Borba power plant with 42% efficiency) and 4.89–9.41 (Itacoatiara power plant with 42% efficiency) USD/MMBtu, switching to 63% efficiency from 33.90–70.7 (Borba power plant) and 6.90–13.70 USD/MMBtu (Itacoatiara power plant). Thus, when comparing with the value of 22,416 USD/MMBtu of diesel oil, Itacoatiara thermal power plant presents the most significant reduction to the system for both efficiency conditions. Moreover, the high values regarding diesel oil generation in IS, the CCC subsidizes inefficiencies that may result in even higher energy tariffs. The payment for energy generators on IS comprises two major parts: paying investment costs and operational expenditures, including fuel price. The first term is corrected every year by a national inflation index, while the fuel is monthly updated, considering the price published by National Agency of Petroleum, Natural Gas and Biofuels (ANP) (Ponte et al., 2021). To access the CCC fund, power plants managed by the electricity distribution companies in the IS must accomplish regulated fuel consumption limits imposed by the National Electricity Agency (ANEEL). However, as the major cost of generation is subsidized, fuel cost is not an essential issue for distribution companies since the subsidies cover the difference between the total cost of local generation and the average cost of power generation in the national grid (Ponte et al., 2021). Since natural gas is less expensive than diesel oil, the substitution proposed in this study is a relevant measure to reduce the electricity tariff of consumers.

As a result, this work has indicated that the replacement of diesel power plants in the Amazon state with natural gas can be one of the solutions to contribute to the decrease local carbon emissions in the energy sector. In addition to the environmental benefit and low cost to the consumer, the concept of energy justice is present, with a possibility for energy planners and consumers in making more informed energy choices (Sovacool & Dworkin, 2015). The energy security of remote areas (e.g. IS) becomes a challenge even for the Brazilian government's compliance with the right of access to energy for all by 2030 (SDGs - Goal 7) (Munro et al., 2017). Therefore, the local community's guarantee of electricity made us look for specific solutions for these locations. Besides, the state of Amazonas already has some locations supplied by natural gas (e.g. Anamá, Anori, Caapiranga, and Codajás), presenting experiences with the local use of this fuel.

Conclusions

When dealing with decarbonization, electricity access, and particularly the reality of IS, the work has sought to find economical, environmental, and logistics solutions, besides offering the community energy security and reducing the electricity cost significantly to the final consumer. Besides, the use of SSLNG becomes another advantage for fluvial transport. Concerning the logistical, seasonality, resource availability, and environmental aspects of the isolated system in Amazonas, the substitution of diesel oil by natural gas using SSLNG can significantly contribute to levels on different scales as local (e.g. healthy benefits, creation of jobs, regional development), national and international (e.g. SDGs, Paris Agreement).

It should be noted that the article is not supported the idea of promoting the use of fossil fuels. The discussion is also based on the abundance of resources locally, regional particularities, available technologies, consumer costs, and carbon emissions decrease. This study presented a real possibility to promote economic and health benefits to the local community. Besides, the implications of this work for broader remote area electrification can be useful. Also, local transitions to a low-carbon economy are necessary to achieve climate change mitigation. Furthermore, there is a concern with the increase in demand that needs to be incorporated into energy planning for the coming years. For the subsequent study, the suggestion is to replace the fuel (e.g. diesel oil) of vessels with other fuels and the role of the public policies in these processes.

CRedit authorship contribution statement

Drielli Peyerl: Conceptualization, Methodology, Investigation, Data curation, Writing – original draft. **Celso da Silveira Cachola:** Conceptualization, Methodology, Investigation, Data curation, Writing – original draft. **Victor Harano Alves:** Conceptualization, Methodology, Investigation, Data curation, Writing – original draft. **Marcella Mondagron:** Conceptualization, Methodology, Writing – original draft. **Sabrina Fernandes Macedo:** Writing – review & editing. **Xavier Guichet:** Writing – review & editing. **Edmilson Moutinho dos Santos:** Writing – review & editing.

Declaration of competing interest

The authors declare that they have no known competing financial interests or personal relationships that could have appeared to influence the work reported in this paper.

Acknowledgement

Peyerl, Cachola, Alves, Mondagron, Macedo and Moutinho dos Santos gratefully acknowledge support from Shell Brasil and FAPESP through the Research Centre for Gas Innovation (RCGI) (FAPESP Proc. 2014/50279-4 and 2020/15230-5), hosted by the University of São Paulo, and the strategic importance of the support given by ANP through the Research & Development levy regulation. Peyerl thanks the current financial support of grant Process 2017/18208-8, 2018/26388-9, São Paulo Research Foundation (FAPESP). This work was partially financed by Coordenação de Aperfeiçoamento de Pessoal de Nível Superior - Brasil (CAPES). The authors gratefully acknowledge Stefania Gomes Relva and Denis Fraga for text revisions. To the Editor and the two anonymous reviewers whose comments helped strengthen this work.

References

- Akinyele, D., Olatomiwa, L., Ighravwe, D. E., Babatunde, M. O., Monyei, C., & Aikhuele, D. (2020). Optimal planning and electricity sharing strategy of hybrid energy system for remote communities in Nigeria. *Scientific African*, 10, Article e00589. <https://doi.org/10.1016/j.sciaf.2020.e00589>.
- Amponsah, N. Y., Trolldborg, M., Kington, B., Aalders, I., & Hough, R. L. (2014). Greenhouse gas emissions from renewable energy sources: A review of lifecycle considerations. *Renewable and Sustainable Energy Reviews*, 39, 461–475. <https://doi.org/10.1016/j.rser.2014.07.087>.
- ANEEL (2019). *Comissão de minas e energia. Câmara dos Deputados Requerimento n° 03, de 2019, 1–55*.
- ANEEL (2020a). Dados abertos. <https://www.aneel.gov.br/dados/geracao>.
- ANEEL (2020b). MapServer. <https://www.aneel.gov.br/informacoes-geograficas>.
- ANEEL (2020c). Operador Nacional do Sistema Elétrico - ONS. www.aneel.gov.br.
- ANP (2020). MapView. <http://geo.anp.gov.br/mapview>.
- ANP (2021). Preços. https://preco.anp.gov.br/include/Resumo_Por_Estado_Municipio.asp.
- Araújo, M. D. P. S., Bandeira, R. A. D. M., & Campos, V. B. G. (2014). Custos e fretes praticados no transporte rodoviário de cargas: uma análise comparativa entre autônomos e empresas. *Journal of Transport Literature*, 8(4), 187–226. <https://doi.org/10.1590/2238-1031.jtl.v8n4a8>.
- Babae, S., & Loughlin, D. H. (2020). Exploring the role of natural gas power plants with carbon capture and storage as a bridge to a low-carbon future. *Clean Technologies*

- and *Environmental Policy*, 20(2), 379–391. <https://doi.org/10.1007/s10098-017-1479-x>.
- Bittante, A., Pettersson, F., & Saxén, H. (2018). Optimization of a small-scale LNG supply chain. *Energy*, 148, 79–89. <https://doi.org/10.1016/j.energy.2018.01.120>.
- Brandão, P. C., de Souza, A. L., Rousset, P., Simas, F. N. B., & de Mendonça, B. A. F. (2021). Forest biomass as a viable pathway for sustainable energy supply in isolated villages of Amazonia. *Environment and Development*, 37, Article 100609. <https://doi.org/10.1016/j.envdev.2020.100609>.
- Budiyanto, M. A., Riadi, A., Buana, I. G. N. S., & Kurnia, G. (2020). Study on the LNG distribution to mobile power plants utilizing small-scale LNG carriers. *Heliyon*, 6(7), Article e04538. <https://doi.org/10.1016/j.heliyon.2020.e04538>.
- Bui, M., Adjiman, C. S., Bardow, A., Anthony, E. J., Boston, A., Brown, S., ... Mac Dowell, N. (2018). Carbon capture and storage (CCS): The way forward. *Energy and Environmental Science*, 11, 1062–1176. <https://doi.org/10.1039/c7ee02342a>.
- Câmara de Comercialização de Energia Elétrica. (2021).
- Campos, A. F., da Silva, N. F., Pereira, M. G., & Freitas, M. A. V. (2017). A review of Brazilian natural gas industry: Challenges and strategies. *Renewable and Sustainable Energy Reviews*, 75, 1207–1216. <https://doi.org/10.1016/j.rser.2016.11.104>.
- Capellán-Pérez, I., Arto, I., Polanco-Martínez, J. M., González-Eguino, M., & Neumann, M. B. (2016). Likelihood of climate change pathways under uncertainty on fossil fuel resource availability. *Energy and Environmental Science*, 9, 2482–2496. <https://doi.org/10.1039/c6ee01008c>.
- CEGAS (2021). Gás Natural - Equivalência. <https://www.cegas.com.br/gas-natural/equivalencia-energetica/>.
- Coe, M. T., Macedo, M. N., Brando, P. M., Lefebvre, P., Panday, P., & Silvério, D. (2016). *The hydrology and energy balance of the Amazon basin*. https://doi.org/10.1007/978-3-662-49902-3_3.
- Cohen, G., Joutz, F., & Loungani, P. (2011). Measuring energy security: Trends in the diversification of oil and natural gas supplies. *Energy Policy*, 39(9), 4860–4869. <https://doi.org/10.1016/j.enpol.2011.06.034>.
- Combe, M., Mahmoudi, A., Haque, M. H., & Khezri, R. (2020). AC-coupled hybrid power system optimisation for an Australian remote community. *International Transactions on Electrical Energy Systems*, 30(9), 1–19. <https://publons.com/publon/10.1002/2050-7038.12503>.
- Corrêa Da Silva, R., De Marchi Neto, I., & Silva Seifert, S. (2016). Electricity supply security and the future role of renewable energy sources in Brazil. *Renewable and Sustainable Energy Reviews*, 59, 328–341. <https://doi.org/10.1016/j.rser.2016.01.001>.
- Díaz-Herrera, P. R., Ascanio, G., Romero-Martínez, A., Alcaraz-Calderón, A. M., & González-Díaz, A. (2020). Theoretical comparison between post-combustion carbon capture technology and the use of blue and green H₂ in existing natural gas combined cycles as CO₂ mitigation strategies: A study under the context of Mexican clean energy regulation. *International Journal of Hydrogen Energy*, 46(2), 2729–2754. <https://doi.org/10.1016/j.ijhydene.2020.10.076>.
- Domínguez, C. (2004). The importance of rivers for the transportation system of the Amazon. In L. E. Aragon, & M. Clüsener-Godt (Eds.), *Issues of local and global use of water from the Amazon* (pp. 77–100). UNESCO: Universidade Federal do Pará.
- EIA (2021a). Access to electricity. EIA. <https://www.iea.org/reports/sdg7-data-and-projections/access-to-electricity>.
- EIA (2021b). Electricity generation by source (Brazil). <https://www.iea.org/countries/brazil>.
- Elektrobras Distribuição Amazonas (2016). *Projeto de Referência para atendimento aos Mercados Isolados da Eletrobras Amazonas Energia – GRUPO B*.
- El-houari, H., Allouhi, A., Rehman, S., Buker, M. S., Kouksou, T., Jamil, A., & Amrani, B. El. (2020). Feasibility evaluation of a hybrid renewable power generation system for sustainable electricity supply in a Moroccan remote site. *Journal of Cleaner Production*, 277, Article 123534. <https://doi.org/10.1016/j.jclepro.2020.123534>.
- EPE (2019a). *Sistemas Isolados*.
- EPE (2019b). *Terminais de Regaseificação de GNL no Brasil*.
- EPE (2020a). Plano Nacional de Energia 2030. <https://www.epe.gov.br/pt/publicacoes-dados-abertos/publicacoes/Plano-Nacional-de-Energia-PNE-2030>.
- EPE (2020b). *Plano Nacional de Energia 2050*.
- EPL, & IEMA (2021). Metodologia - Emissões GEE. https://ontl.epl.gov.br/wp-content/uploads/2021/03/Metodologia-Emissoes_GEE.pdf%3E.
- Fattouh, B., Poudineh, R., & West, R. (2019). The rise of renewables and energy transition: What adaptation strategy exists for oil companies and oil-exporting countries? *Energy Transitions*, 3, 45–58. <https://doi.org/10.1007/s41825-019-00013-x>.
- Fraga, D. M. (2018). *A movimentação de gás natural comprimido elíquifeito em pequena escala: as fronteiras de competitividade do modal rodoviário*. Universidade de São Paulo.
- Fraga, D. M., Moutinho dos Santos, E., Dos Santos Júnior, D. S., & Harano, V. (2019). *Small-scale LNG transport (economic model cost manual)*.
- Fraga, D. M., Peyerl, D., & Moutinho dos Santos, E. (2020). Small-scale compressed and liquefied natural gas distribution systems. In E. Moutinho dos Santos, D. Peyerl, & A. L. de A. Netto (Eds.), *Opportunities and challenges of natural gas and liquefied natural gas* (pp. 92–116). Letra Capital.
- Frota, W. M., & Rocha, B. R. P. (2010). Benefits of natural gas introduction in the energy matrix of isolated electrical system in the city of Manaus - State of Amazonas - Brazil. *Energy Policy*, 38(7), 3830–3836. <https://doi.org/10.1016/j.enpol.2009.11.056>.
- Frota, W. M., Sá, J. A. S., Moraes, S. O. S. B., Rocha, B. R. P., & Ismail, K. A. R. (2010a). Natural gas: The option for a sustainable development and energy in the state of Amazonas. *Energy Policy*. <https://doi.org/10.1016/j.enpol.2010.03.003>.
- Frota, W. M., Sá, J. A. S., Moraes, S. O. S. B., Rocha, B. R. P., & Ismail, K. A. R. (2010b). Natural gas: The option for a sustainable development and energy in the state of Amazonas. *Energy Policy*, 38(7), 3830–3836. <https://doi.org/10.1016/j.enpol.2010.03.003>.
- García Kerdan, I., Jalil-Vega, F., Toole, J., Gulati, S., Giarola, S., & Hawkes, A. (2019). Modeling cost-effective pathways for natural gas infrastructure: A southern Brazil case study. *Applied Energy*. <https://doi.org/10.1016/j.apenergy.2019.113799>.
- García-Vera, Y. E., Dufó-López, R., & Bernal-Agustín, J. L. (2020). Techno-economic feasibility analysis through optimization strategies and load shifting in isolated hybrid microgrids with renewable energy for the non-interconnected zone (NIZ) of Colombia. *Energies*, 13(22), 6146. <https://doi.org/10.3390/en13226146>.
- Gillingham, K., & Huang, P. (2019). Is abundant natural gas a bridge to a low-carbon future or a dead-end? *Energy Journal*, 40(2), 1–26. <https://doi.org/10.5547/01956574.40.2.kgil>.
- Goldemberg, J., La Rovere, E. L., & Coelho, S. T. (2004). Expanding access to electricity in Brazil. *Energy for Sustainable Development*, 8(4), 86–94. [https://doi.org/10.1016/S0973-0826\(08\)60515-3](https://doi.org/10.1016/S0973-0826(08)60515-3).
- Greiner, P. T., York, R., & McGee, J. A. (2018). Snakes in The Greenhouse: Does increased natural gas use reduce carbon dioxide emissions from coal consumption? *Energy Research & Social Science*, 38, 53–57. <https://doi.org/10.1016/j.erss.2018.02.001>.
- Hafeznia, H., Pourfayaz, F., & Maleki, A. (2017). An assessment of Iran's natural gas potential for transition toward low-carbon economy. *Renewable and Sustainable Energy Reviews*, 79, 71–81. <https://doi.org/10.1016/j.rser.2017.05.042>.
- Hernández-Fontes, J. V., Martínez, M. L., Wojtarowski, A., González-Mendoza, J. L., Landgrave, R., & Silva, R. (2020). Is ocean energy an alternative in developing regions? A case study in Michoacan, Mexico. *Journal of Cleaner Production*, 266, Article 121984. <https://doi.org/10.1016/j.jclepro.2020.121984>.
- Hirth, L., & Steckel, J. C. (2016). The role of capital costs in decarbonizing the electricity sector. *Environmental Research Letters*, 11, Article 114010. <https://doi.org/10.1088/1748-9326/11/11/114010>.
- Husein, M., Kim, H. -J., & Chung, I. -Y. (2020). The impact of policy and technology parameters on the economics of microgrids for rural electrification: A case study of remote communities in Bolivia. *Energies*, 13(4), 877. <https://doi.org/10.3390/en13040877>.
- IBGE (2019a). Amazonas. <https://cidades.ibge.gov.br/brasil/am/panorama>.
- IBGE (2019b). Mapas e Cartas. <https://portaldemapas.ibge.gov.br/portal.php#homepage>.
- IBGE (2020a). Borba. <https://cidades.ibge.gov.br/brasil/am/borba/panorama>.
- IBGE (2020b). Itacoatiara. <https://cidades.ibge.gov.br/brasil/am/itacoatiara/panorama>.
- IGU (2015). *Small scale LNG: 2012–2015 Triennium work report*.
- IPCC (2006). *Guidelines for national greenhouse gas inventories*.
- IRENA (2017). *Power sector crucial for global decarbonisation*.
- Ispier, A., Jr., & Picanço, J. S. (2020). Gás natural no Amazonas: energia mais limpa e desenvolvimento regional. *Brazilian Journal of Development*, 6(3), 15664–15672. <https://doi.org/10.34117/bjdv6n3-443>.
- Jacoby, H. D., O'Sullivan, F., & Paltsev, S. (2021). The influence of shale gas on U.S. energy and environmental policy. *Economics of Energy and Environmental Policy*, 1(1), 37–51. <https://doi.org/10.5547/2160-5890.1.1.5>.
- Jenkins, J. D., Luke, M., & Thernstrom, S. (2018). Getting to zero carbon emissions in the electric power sector. *Joule*, 2(12), 2498–2510. <https://doi.org/10.1016/j.joule.2018.11.013>.
- Juanpera, M., Domenech, B., Ferrer-Martí, L., Garzón, A., & Pastor, R. (2021). Renewable-based electrification for remote locations. Does short-term success endure over time? A case study in Peru. *Renewable & Sustainable Energy Reviews*, 146, Article 111177. <https://doi.org/10.1016/j.rser.2021.111177>.
- Kerr, R. A. (2010). Natural gas from shale bursts onto the scene. *Science*, 328(5986), 1624–1626. <https://doi.org/10.1126/science.328.5986.1624>.
- Khamis, A., Khatib, T., Yosliza, N. A. H. M., & Azmia, A. N. (2020). Optimal selection of renewable energy installation site in remote areas using segmentation and regional technique: A case study of Sarawak, Malaysia. *Sustainable Energy Technologies and Assessments*, 42, Article 100858. <https://doi.org/10.1016/j.seta.2020.100858>.
- Kim, J. E. (2019). Sustainable energy transition in developing countries: the role of energy aid donors. *Climate Policy*, 19(1), 1–16. <https://doi.org/10.1080/14693062.2018.1444576>.
- Kim, Y. -S., & Kil, S. -C. (2016). Latest welding technology for storage and transportation facilities of liquefied natural gas. *Journal of the Korean Society of Marine Engineering*, 40(1), 17–27. <https://doi.org/10.5916/jkosme.2016.40.1.17>.
- Knopf, B., Nahmmacher, P., & Schmid, E. (2015). The European renewable energy target for 2030 - An impact assessment of the electricity sector. *Energy Policy*, 85, 50–60. <https://doi.org/10.1016/j.enpol.2015.05.010>.
- Kumar, S., Kwon, H. T., Choi, K. H., Lim, W., Cho, J. H., Tak, K., & Moon, I. (2011). LNG: An eco-friendly cryogenic fuel for sustainable development. *Applied Energy*, 88(12), 4264–4273. <https://doi.org/10.1016/j.apenergy.2011.06.035>.
- Kuwahara, N., Bajaya, S., & Castro, L. N. (2000). Liquefied natural gas supply optimisation. *Energy Conversion and Management*, 41(2), 153–161. [https://doi.org/10.1016/S0196-8904\(99\)00105-3](https://doi.org/10.1016/S0196-8904(99)00105-3).
- Lawson, A., & Pereira, G. (2017). *Termelétricas e seu papel na matriz energética brasileira*.
- Levi, M. (2013). Climate consequences of natural gas as a bridge fuel. *Climatic Change*, 118, 609–623. <https://doi.org/10.1007/s10584-012-0658-3>.
- Lima, D. A., Perez, R. C., & Clemente, G. (2017). A comprehensive analysis of the Demand Response Program proposed in Brazil based on the Tariff Flags mechanism. *Electric Power Systems Research*, 144, 1–12. <https://doi.org/10.1016/j.epr.2016.10.051>.
- Linton, S., Clarke, A., & Tozer, L. (2021). Strategies and governance for implementing deep decarbonization plans at the local level. *Sustainability (Switzerland)*, 13(1), 154. <https://doi.org/10.3390/su13010154>.
- Mahbaz, S. B., Dehghani-Sanija, A. R., Dusseault, M. B., & Nathwani, J. S. (2020). Enhanced and integrated geothermal systems for sustainable development of Canada's northern communities. *Sustainable Energy Technologies and Assessments*, 37, Article 100565. <https://doi.org/10.1016/j.seta.2019.100565>.
- Main Engines. (n.d.). POWER - Gas engines for power generation.

- Majdi Nasab, N., Kilby, J., & Bakhtiyarfard, L. (2021). Case study of a hybrid wind and tidal turbines system with a microgrid for power supply to a remote off-grid community in New Zealand. *Energies*, 14, 3636. <https://doi.org/10.3390/en14123636>.
- Marcovitch, J., & Pinsky, V. (2020). Bioma Amazônia: Atos e fatos. *Estudos Avancados*, 34 (100), 83–106. <https://doi.org/10.1590/s0103-4014.2020.34100.007>.
- Martinez-Bolaños, J., Silva, V., Zucchi, M., Heideier, R., Relva, S., Saidel, M., & Fadigas, E. (2021). Performance analysis of topologies for autonomous hybrid microgrids in remote non-interconnected communities in the Amazon region. *Sustainability (Switzerland)*, 13(1), 44. <https://doi.org/10.3390/su13010044>.
- Matos, F. B., Camacho, J. R., Rodrigues, P., & Guimarães, S. C. (2011). A research on the use of energy resources in the Amazon. *Renewable and Sustainable Energy Reviews*, 15(6), 3196–3206. <https://doi.org/10.1016/j.rser.2011.04.012>.
- McFarlan, A. (2020). Techno-economic assessment of pathways for liquefied natural gas (LNG) to replace diesel in Canadian remote northern communities. *Sustainable Energy Technologies and Assessments*, 42, Article 100821. <https://doi.org/10.1016/j.seta.2020.100821>.
- Mileva, A., Johnston, J., Nelson, J. H., & Kammen, D. M. (2016). Power system balancing for deep decarbonization of the electricity sector. *Applied Energy*, 162, 1001–1009. <https://doi.org/10.1016/j.apenergy.2015.10.180>.
- Minaei, F., Minaei, M., Kougiass, I., Shafizadeh-Moghadam, H., & Hosseini, S. A. (2021). Rural electrification in protected areas: A spatial assessment of solar photovoltaic suitability using the fuzzy best worst method. *Renewable Energy*, 176, 334–345. <https://doi.org/10.1016/j.renene.2021.05.087>.
- Ministério da Economia (2020). *Boletim mensal sobre os subsídios da união - Conta de desenvolvimento energético: Subsídios públicos ou cruzados?*.
- MME/EPE (2021). Balanço Energético 2021. <https://www.epe.gov.br/sites-pt/publicacoes-dados-abertos/publicacoes/PublicacoesArquivos/publicacao-601/topico-596/BEN2021.pdf#3E>.
- Munro, P., van der Horst, G., & Healy, S. (2017). Energy justice for all? Rethinking Sustainable Development Goal 7 through struggles over traditional energy practices in Sierra Leone. *Energy Policy*, 105, 635–641. <https://doi.org/10.1016/j.enpol.2017.01.038>.
- Murty, V. V. S. N., & Kumar, A. (2020). Optimal energy management and techno-economic analysis in microgrid with hybrid renewable energy sources. *Journal of Modern Power Systems and Clean Energy*, 8(5), 929–940. <https://doi.org/10.35833/MPCE.2020.000273>.
- Natural Resources Canada (2014). *Learn the facts: Emissions from your vehicle*.
- Niyonteze, J. D. D., Zou, F., Asemota, G. N. O., Bimenyimana, S., & Shyirambere, G. (2020). Key technology development needs and applicability analysis of renewable energy hybrid technologies in off-grid areas for the Rwanda power sector. *Heliyon*, 6(1), Article e03300. <https://doi.org/10.1016/j.heliyon.2020.e03300>.
- Oliveira, C. H. da C., Barros, M. de L. C., Branco, D. A. C., Soria, R., & Rosman, P. C. C. (2021). Evaluation of the hydraulic potential with hydrokinetic turbines for isolated systems in locations of the Amazon region. *Sustainable Energy Technologies and Assessments*, 45, Article 101079. <https://doi.org/10.1016/j.seta.2021.101079>.
- ONS (2020). *Plano Anual da Operação Energética dos Sistemas Isolados para 2020*.
- ONS (2021a). *Plano Anual da Operação Energética dos Sistemas Isolados para 2021*.
- ONS (2021b). Sistema Interligado Nacional. <http://www.ons.org.br/paginas/sobre-o-sin/o-que-e-o-sin>.
- ONS (2021c). Sistema Isolado. <http://www.ons.org.br/paginas/sobre-o-sin/sistemas-isolados>.
- Papadis, E., & Tsatsaronis, G. (2020). Challenges in the decarbonization of the energy sector. *Energy*, 205, Article 118025. <https://doi.org/10.1016/j.energy.2020.118025>.
- Ponte, G. P. da, Calili, R. F., & Souza, R. C. (2021). Energy generation in Brazilian isolated systems: Challenges and proposals for increasing the share of renewables based on a multicriteria analysis. *Energy for Sustainable Development*, 61, 74–88. <https://doi.org/10.1016/j.esd.2020.12.007>.
- Quarton, C. J., & Samsatli, S. (2020). The value of hydrogen and carbon capture, storage and utilisation in decarbonising energy: Insights from integrated value chain optimisation. *Applied Energy*, 257, Article 113936. <https://doi.org/10.1016/j.apenergy.2019.113936>.
- Ramos, D. S., Brandão, R., & de Castro, N. J. (2012). *Por que o preço da energia varia entre as distribuidoras?*.
- Relva, S. G., da Silva, V. O., Gimenes, A. L. V., Udaeta, M. E. M., Ashworth, P., & Peyeri, D. (2021). Enhancing developing countries' transition to a low-carbon electricity sector. *Energy*, 220, Article 119659. <https://doi.org/10.1016/j.energy.2020.119659>.
- Ritchie, H., & Roser, M. (2020). *Annual greenhouse gas emissions by sector*. Our World in Data. <https://ourworldindata.org/emissions-by-sector>.
- SENAI (2017). *Cartilha inventário de emissões de gases de efeito estufa*.
- Shrestha, P., Shrestha, A., Shrestha, N. T., Papadakis, A., & Maskey, R. K. (2021). Assessment on scaling-up of mini-grid initiative: Case study of mini-grid in rural Nepal. *International Journal of Precision Engineering and Manufacturing-Green Technology*, 8, 217–231. <https://doi.org/10.1007/s40684-020-00190-x>.
- Silva, W. F., Campos, L. M. S., Rodríguez, J. L. M., & Leite, J. C. (2015). Environmental and economic impact of the use of natural gas for generating electricity in The Amazon: A case study. *DYNA*, 82(190), 89–95. <https://doi.org/10.15446/dyna.v82n190.43178>.
- Sokolnikova, P., Lombardi, P., Arendarski, B., Suslov, K., Pantaleo, A. M., Kranhold, M., & Komarnicki, P. (2020). Net-zero multi-energy systems for Siberian rural communities: A methodology to size thermal and electric storage units. *Renewable Energy*, 155, 979–989. <https://doi.org/10.1016/j.renene.2020.03.011>.
- Sovacool, B. K., & Dworkin, M. H. (2015). Energy justice: Conceptual insights and practical applications. *Applied Energy*, 142, 435–444. <https://doi.org/10.1016/j.apenergy.2015.01.002>.
- Strantzali, E., Aravossis, K., & Livanos, G. A. (2017). Evaluation of future sustainable electricity generation alternatives: The case of a Greek island. *Renewable and Sustainable Energy Reviews*, 76, 775–787. <https://doi.org/10.1016/j.rser.2017.03.085>.
- Strantzali, E., Aravossis, K., Livanos, G. A., & Chrysanthopoulos, N. (2018). A novel multicriteria evaluation of small-scale LNG supply alternatives: The case of Greece. *Energies*, 11(4), 903. <https://doi.org/10.3390/en11040903>.
- Tolmasquim, M. T. (2016). *Energia termelétrica: gás, natural, biomassa, carvão, nuclear*.
- Turconi, R., Boldrin, A., & Astrup, T. (2013). Life cycle assessment (LCA) of electricity generation technologies: Overview, comparability and limitations. *Renewable and Sustainable Energy Reviews*, 28, 555–565. <https://doi.org/10.1016/j.rser.2013.08.013>.
- UNFCCC (2015). *Paris Agreement*.
- United Nations (2021). *The 17 goals*. United Nations. <https://sdgs.un.org/goals>.
- Unruh, G. C. (2000). Understanding carbon lock-in. *Energy Policy*, 28(12), 817–830. [https://doi.org/10.1016/S0301-4215\(00\)00070-7](https://doi.org/10.1016/S0301-4215(00)00070-7).
- Vahl, F. P., & Filho, N. C. (2015). Energy transition and path creation for natural gas in the Brazilian electricity mix. *Journal of Cleaner Production*, 86, 221–229. <https://doi.org/10.1016/j.jclepro.2014.08.033>.
- Wendling, Z. A. (2019). Bridges beyond renewable energy: Decarbonizing the global electricity sector under uncertainty. *Energy Research and Social Science*, 48, 235–245. <https://doi.org/10.1016/j.erss.2018.09.020>.
- Wigley, T. M. L. (2011). Coal to gas: The influence of methane leakage. *Climatic Change*, 68, 601. <https://doi.org/10.1007/s10584-011-0217-3>.
- Wilke, H. (2015). *Diagnóstico das Usinas Termelétricas dos Sistemas Isolados do Ponto de Vista de Adequação aos Limites de Consumo Específico de Combustível, Estabelecidos pela Agência Nacional de Energia Elétrica (ANEEL), e Proposição de Alternativas para Redução dos Mesm*. Universidade Federal de Itajubá.
- Williams, J. H., DeBenedictis, A., Ghanadan, R., Mahone, A., Moore, J., Morrow, W. R., ... Torn, M. S. (2012). The technology path to deep greenhouse gas emissions cuts by 2050: The pivotal role of electricity. *Science*, 335(6064), 53–59. <https://doi.org/10.1126/science.1208365>.